

Professional Program

# PROFESSIONAL IN DATA SCIENCE



**500K+**

Satisfied Students



**100K+**

Online Students



**300+**

Trainers



**300K+**

Placements



**200+**

Global Certifications



**150+**

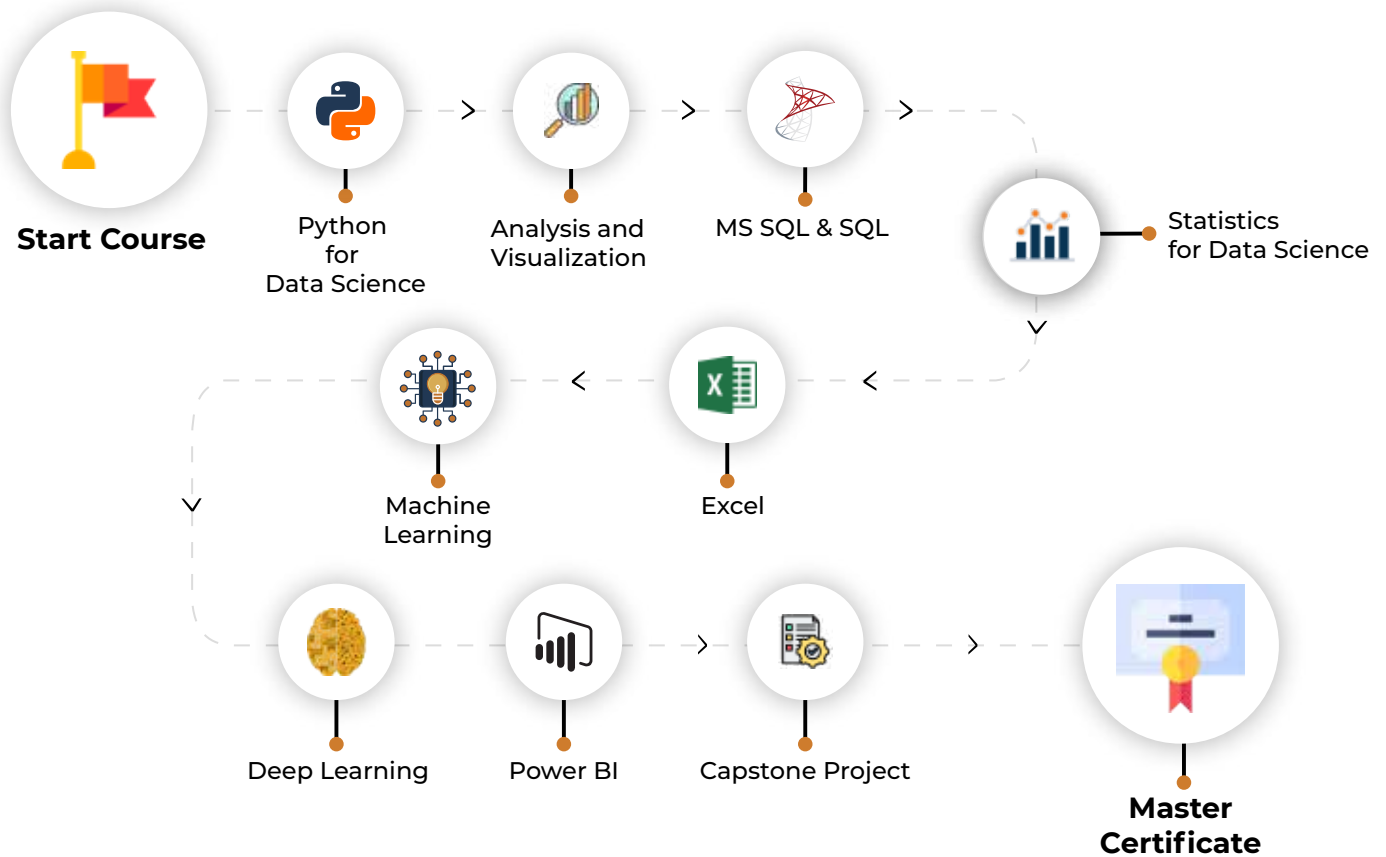
Companies



# | Program INDEX

- **Module 1: Python for Data Science**
- **Module 2: Data Analysis and Visualization**
- **Module 3: Statistics for Data Science**
- **Module 4: Databases - MS SQL and SQL Queries**
- **Module 5: Analytics with Excel**
- **Module 6: Mastering Machine Learning**
- **Module 7: Understanding Deep Learning for Data Science**
- **Module 8: Analytics Microsoft Power BI**
- **Module 9: Data Science - Live Projects**

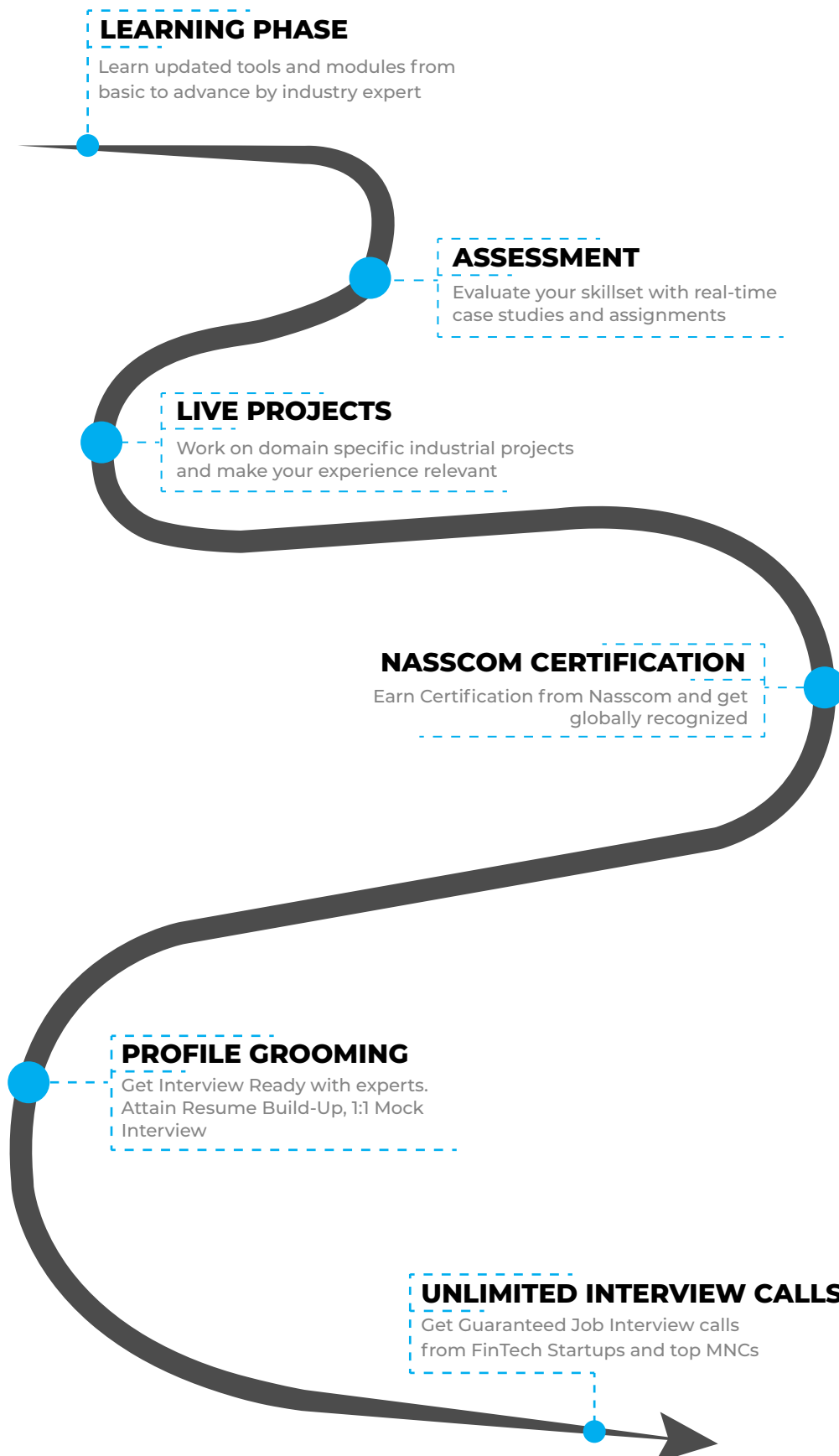
# | Learning Curve



## Modules of **Professional in Data Science**

- ✓ Python for Data Science
- ✓ Data Analysis and Visualization
- ✓ Statistics for Data Science
- ✓ Databases - MS SQL and SQL Queries
- ✓ Analytics with Excel
- ✓ Mastering Machine Learning
- ✓ Understanding Deep Learning for Data Science
- ✓ Analytics Microsoft Power BI
- ✓ Data Science - Live Projects

# |Transition Process



# Module 1: Python for Data Science

---

## ✓ Introduction To Python

- Installation and Working with Python
- Understanding Python variables
- Python basic Operators
- Understanding the Python blocks.

## ✓ Python Keyword And Identifiers

- Python Comments, Multiline Comments.
- Python Indentation
- Understanding the concepts of Operators
- Arithmetic
- Relational
- Logical
- Assignment
- Membership
- Identity

## ✓ Introduction To Variables

- Variables, expression condition and function
- Global and Local Variables in Python
- Packing and Unpacking Arguments
- Type Casting in Python
- Byte objects vs. string in Python
- Variable Scope

## ✓ Python Data Type

- Declaring and using Numeric data types
- Using string data type and string operations
- Understanding Non-numeric data types
- Understanding the concept of Casting and Boolean.
- Strings
- List
- Tuples
- Dictionary
- Sets

## ✓ Control Structure & Flow

- Statements - if, else, elif
- How to use nested IF and Else in Python
- Loops
- Loops and Control Statements.
- Jumping Statements - Break, Continue, pass
- Looping techniques in Python
- How to use Range function in Loop?

- Programs for printing Patterns in Python
- How to use if and else with Loop
- Use of Switch Function in Loop
- Elegant way of Python Iteration
- Generator in Python
- How to use nested Loop in Python
- Use If and Else in for and While Loop
- Examples of Looping with Break and Continue Statement
- How to use IN or NOT IN keyword in Python Loop.

## ✓ List

- What is List.
- List Creation
- List Length
- List Append
- List Insert
- List Remove
- List Append & Extend using “+” and Keyword
- List Delete
- List related Keyword in Python
- List Reverse
- List Sorting
- List having Multiple Reference
- String Split to create a List
- List Indexing
- List Slicing
- List count and Looping
- List Comprehension and Nested Comprehension

## ✓ Tuple

- What is Tuple
- Tuple Creation
- Accessing Elements in Tuple
- Changing a Tuple
- Tuple Deletion
- Tuple Count
- Tuple Index
- Tuple Membership
- Tuple Built in Function (Length, Sort)

## ✓ Dictionary

- Dict Creation
- Dict Access (Accessing Dict Values)
- Dict Get Method
- Dict Add or Modify Elements
- Dict Copy
- Dict From Keys.
- Dict Items

- Dict Keys (Updating, Removing and Iterating)
- Dict Values
- Dict Comprehension
- Default Dictionaries
- Ordered Dictionaries
- Looping Dictionaries
- Dict useful methods (Pop, Pop Item, Str , Update etc.)

## ✓ Sets

- What is Set
- Set Creation
- Add element to a Set
- Remove elements from a Set
- PythonSet Operations
- Frozen Sets

## ✓ Strings

- What is Set
- Set Creation
- Add element to a Set
- Remove elements from a Set
- PythonSet Operations

## ✓ Python Function, Modules And Packages

- Python Syntax
- Function Call
- Return Statement
- Arguments in a function - Required, Default, Positional, Variable-length
- Write an Empty Function in Python -pass statement.
- Lamda/ Anonymous Function
- \*args and \*\*kwargs
- Help function in Python
- Scope and Life Time of Variable in Python Function
- Nested Loop in Python Function
- Recursive Function and Its Advantage and Disadvantage
- Organizing python codes using functions
- Organizing python projects into modules
- Importing own module as well as external modules
- Understanding Packages
- Random functions in python
- Programming using functions, modules & external packages
- Map, Filter and Reduce function with Lambda Function
- More example of Python Function

## ✓ Decorator, Generator And Iterator

- Creation and working of decorator
- Idea and practical example of generator, use of generator
- Concept and working of Iterator

## ✓ Python Exception Handling

- Python Errors and Built-in-Exceptions
- Exception handling Try, Except and Finally
- Catching Exceptions in Python
- Catching Specific Exception in Python
- Raising Exception
- Try and Finally

## ✓ Python File Handling

- Opening a File
- Python File Modes
- Closing File
- Writing to a File
- Reading from a File
- Renaming and Deleting Files in Python
- Python Directory and File Management
- List Directories and Files
- Making New Directory
- Changing Directory

## ✓ Memory Management Using Python

- Threading, Multi-threading
- Memory management concept of python
- working of Multi tasking system
- Different os function with thread

## ✓ Python Database Interaction

- SQL Database connection using
- Creating and searching tables
- Reading and Storing config information on database
- Programming using database connections

## ✓ Reading An Excel

- Working With Excel
- Reading an excel file using Python
- Writing to an excel sheet using Python
- Python| Reading an excel file
- Python | Writing an excel file
- Adjusting Rows and Column using Python
- ArithmeticOperation in Excel file.
- Play with Workbook, Sheets and Cells in Excel using Python
- Creating and Removing Sheets
- Formatting the Excel File Data
- More example of Python Function

## ✓ Complete Understanding Of OS Module Of Python

- Check Dirs. (exist or not)



- How to split path and extension?
- How to get user profile detail?
- Get the path of Desktop, Documents, Downloads etc.
- Handle the File System Organization using OS
- How to get any files and folder's details using OS?

## Module 2: Data Analysis and Visualization

---

### ✓ Data Analysis And Visualization Using Pandas.

- Statistics
  - Categorical Data
  - Numerical Data
  - Mean
  - Median
  - Mode
  - Outliers
  - Range
  - Interquartile range
  - Correlation
  - Standard Deviation
  - Variance
  - Box plot
- Pandas
  - Read data from Excel File using Pandas More Plotting, Date Time Indexing and writing to files
  - How to get record specific records Using Pandas Adding & Resetting Columns, Mapping with function
  - Using the Excel File class to read multiple sheets More Mapping, Filling Nonvalue's
  - Exploring the Data Plotting, Correlations, and Histograms
  - Getting statistical information about the data Analysis Concepts, Handle the None Values
  - Reading files with no header and skipping records Cumulative Sums and Value Counts, Ranking etc
  - Reading a subset of columns Data Maintenance, Adding/Removing Cols and Rows
  - Applying formulas on the columns Basic Grouping, Concepts of Aggregate Function
  - Complete Understanding of Pivot Table Data Slicing using iLoc and Loc property (Setting Indices)
  - Understanding the Properties of Pivot Table in Pandas Advanced Reading CSVs/HTML, Binning, Categorical Data
  - Exporting the results to Excel Joins
  - Python | Pandas Data Frame Inner Join
  - Understanding the properties of Data Frame Left Join (Left Outer Join)
  - Indexing and Selecting Data with Pandas Right Join (Right Outer Join)

- Pandas | Merging, Joining and Concatenating Full Join (Full Outer Join)
- Pandas | Find Missing Data and Fill and Drop NA Appending Data Frame and Data
- Pandas | How to Group Data How to apply Lambda / Function on Data Frame
- Other Very Useful concepts of Pandas in Python Data Time Property in Pandas (More and More)

## ✓ Data Analysis And Visualization Using NumPy And Matplotlib

- NumPy
  - Introduction to NumPy Numerical Python
  - Importing NumPy and Its Properties
  - NumPy Arrays
  - Creating an Array from a CSV
  - Operations an Array from a CSV
  - Operations with NumPy Arrays
  - Two-Dimensional Array
  - Selecting Elements from 1-D Array
  - Selecting Elements from 2-D Array
  - Logical Operation with Arrays
  - Indexing NumPy elements using conditionals
  - NumPy's Mean and Axis
  - NumPy's Mode, Median and Sum Function
  - NumPy's Sort Function and More
- Matplotlib
  - Bar Chart using Python Matplotlib
  - Column Chart using Python Matplotlib
  - Pie Chart using Python Matplotlib
  - Area Chart using Python Matplotlib
  - Scatter Plot Chart using Python Matplotlib
  - Play with Charts Properties Using Matplotlib
  - Export the Chart as Image
  - Understanding plt. subplots () notation
  - Legend Alignment of Chart using Matplotlib
  - Create Charts as Image
  - Other Useful Properties of Charts.
  - Complete Understanding of Histograms
  - Plotting Different Charts, Labels, and Labels Alignment etc.

## ✓ Introduction To Data Visualization With Seaborn

- Introduction to Seaborn
  - Introduction to Seaborn
  - Making a scatter plot with lists
  - Making a count plot with a list
  - Using Pandas with seaborn
  - Tidy vs Untidy data
  - Making a count plot with a Dataframe
  - Adding a third variable with hue

- Hue and scatter plots
- Hue and count plots
- Visualizing Two Quantitative Variables
  - Introduction to relational plots and subplots
  - Creating subplots with col and row
  - Customizing scatter plots
  - Changing the size of scatter plot points
  - Changing the style of scatter plot points
  - Introduction to line plots
  - Interpreting line plots
  - Visualizing standard deviation with line plots
  - Plotting subgroups in line plots
- Visualizing a Categorical and a Quantitative Variable
  - Current plots and bar plots
  - Count plots
  - Bar plot with percentages
  - Customizing bar plots
  - Box plots
  - Create and interpret a box plot
  - Omitting outliers
  - Adjusting the whisk
  - Point plots
  - Customizing points plots
  - Point plot with subgroups
- Customizing Seaborn Plots
  - Changing plot style and colour
  - Changing style and palette
  - Changing the scale
  - Using a custom palette
  - Adding titles and labels Part 1
  - Face Grids vs. Axes
  - Adding a title to a face Grid object
  - Adding title and labels Part 2
  - Adding a title and axis labels
  - Rotating x-ticks labels and subplot
  - Putting it all together
  - Box plot with subgroups
  - Bar plot with subgroups and subplots
  - LM plot and heatmap

## Module 3: Statistics for Data Science

---

### ✓ Introduction To Statistics

- Descriptive Statistics
- Sample vs Population Statistics
- Random variables

- Probability distribution functions
- Expected value
- Normal distribution
- Gaussian distribution
- Z-score
- Spread and Dispersion
- Correlation and Co-variance

### ✓ EDA (Exploratory Data Analysis)

- Need for structured exploratory data
- EDA framework for exploring the data and identifying any problems with the data (Data Audit Report)
- Identify missing data
- Identify outliers' data
- Imbalanced Data Techniques

### ✓ Data Pre-Processing & Data Mining

- Data Preparation
- Feature Engineering
- Feature Scaling, Feature Transformation and Dimensionality Reduction
- Datasets
- Dimensionality Reduction (PCA, ICA, LDA)
- Anomaly Detection
- Parameter Estimation
- Data and Knowledge
- Selected Applications in Data Mining

### ✓ Introduction To Predictive Modelling

- Difference between Analysis and Analytics
- Concept of model in analytics and how it is used?
- Common terminology used in Analytics & Modelling process
- Popular Modelling algorithms, Data Analytics Life cycle
- Types of Business problems - Mapping of Techniques
- Introduction to Machine Learning

## Module 4: Databases - MS SQL and SQL Queries

---

### ✓ SQL Server Fundamentals

- SQL Server 2019 Installation
- Service Accounts & Use, Authentication Modes & Usage, Instance Configurations
- SQL Server Features & Purpose
- Using Management Studio (SSMS)
- Configuration Tools & SQLCMD
- Conventions & Collation

### ✓ SQL Server 2019 Database Design

- SQL Database Architecture

- Database Creation using GUI
- Database Creation using T-SQL scripts
- DB Design using Files and File Groups
- File locations and Size parameters
- Database Structure modifications

## ✓ SQL Tables In MS SQL Server

- SQL Server Database Tables
- Table creation using T-SQL Scripts
- Naming Conventions for Columns
- Single Row and Multi-Row Inserts
- Table Aliases
- Column Aliases & Usage
- Table creation using Schemas
- Basic INSERT
- UPDATE
- DELETE
- SELECT queries and Schemas
- Use of WHERE, IN and BETWEEN
- Variants of SELECT statement
- ORDER BY
- GROUPING
- HAVING
- ROWCOUNT and CUBE Functions

## ✓ Data Validation And Constraints

- Table creation using Constraints
- NULL and IDENTITY properties
- UNIQUE KEY Constraint and NOT NULL
- PRIMARY KEY Constraint & Usage
- CHECK and DEFAULT Constraints
- Naming Composite Primary Keys
- Disabling Constraints & Other Options

## ✓ Views And Row Data Security

- Benefits of Views in SQL Database
- Views on Tables and Views
- SCHEMA BINDING and ENCRYPTION
- Issues with Views and ALTER TABLE
- Common System Views and Metadata
- Common Dynamic Management views
- Working with JOINS inside views

## ✓ Indexes And Query Tuning

- Need for Indexes & Usage?
- Indexing Table & View Columns
- Index SCAN and SEEK
- INCLUDED Indexes & Usage

- Materializing Views (storage level)
- Composite Indexed Columns & Keys
- Indexes and Table Constraints
- Primary Keys & Non-Clustered Indexes

## ✔ **Stored Procedures And Benefits**

- Why to use Stored Procedures?
- Types of Stored Procedures
- Use of Variables and parameters
- SCHEMABINDING and ENCRYPTION
- INPUT and OUTPUT parameters
- System level Stored Procedures
- Dynamic SQL and parameterization

## ✔ **System Functions And Usage**

- Scalar Valued Functions
- Types of Table Valued Functions
- SCHEMABINDING and ENCRYPTION
- System Functions and usage
- Date Functions
- Time Functions
- String and Operational Functions
- ROW\_COUNT
- GROUPING Functions

## ✔ **Triggers, Cursors, Memory Limitations**

- Why to use Triggers?
- DML Triggers and Performance impact
- INSERTED and DELETED memory tables
- Data Audit operations & Sampling
- Database Triggers and Server Triggers
- Bulk Operations with Triggers

## ✔ **Cursors And Memory Limitations**

- Cursor declaration and Life cycle
- STATIC
- DYNAMIC
- SCROLL Cursors
- FORWARD\_ONLY and LOCAL Cursors
- KEYSET Cursors with Complex SPs

## ✔ **Transactions Management**

- ACID Properties and Scope
- EXPLICIT Transaction types
- IMPLICIT Transactions and options
- AUTOCOMMIT Transaction and usage

# Module 5: Analytics with Excel

---

## ✓ Understanding Concepts Of Excel

- Creation of Excel Sheet Data
- Range Name, Format Painter
- Conditional Formatting, Wrap Text, Merge & Centre
- Sort, Filter, Advance Filter
- Different type of Chart Creations
- Auditing, (Trace Precedents, Trace Dependents)Print Area
- Data Validations, Consolidate, Subtotal
- What if Analysis (Data Table, Goal Seek, Scenario)
- Solver, Freeze Panes
- Various Simple Functions in Excel(Sum, Average, Max, Min)
- Real Life Assignment work

## ✓ Ms Excel Advance

- Advance Data Sorting
- Multi-level sorting
- Restoring data to original order after performing sorting
- Sort by icons
- Sort by colours
- Lookup Functions
  - Lookup
  - VLookup
  - HLookup
- Subtotal, Multi-Level Subtotal
- Grouping Features
  - Column Wise
  - Row Wise
- Consolidation With Several Worksheets
- Filter
  - Auto Filter
  - Advance Filter
- Printing of Row & Column Heading on Each Page
- Workbook Protection and Worksheet Protection
- Specified Range Protection in Worksheet
- Excel Data Analysis
  - Goal Seek
  - Scenario Manager
- Data Table
  - Advance use of Data Tables in Excel
  - Reporting and Information Representation
- Pivot Table
  - Pivot Chart
  - Slicer with Pivot Table & Chart
- Generating MIS Report In Excel

- Advance Functions of Excel
- Math & Trig Functions
- Text Functions
- Lookup & Reference Function
- Logical Functions & Date and Time Functions
- Database Functions
- Statistical Functions
- Financial Functions
- Functions for Calculation Depreciation

## ✓ MIS Reporting & Dash Board

- Dashboard Background
- Dashboard Elements
- Interactive Dashboards
- Type of Reporting In India
  - Industry Related Dashboard
  - Indian Print Media Reporting

## ✓ What Is Macro?

- Understanding Macros

## ✓ Recording A Macro

- Recording a Macro

## ✓ Different Components Of A Macro

- User Form
- Title
- Module

## ✓ What Is VBA And How To Write Macros In VBA.

- Writing a simple macro
- Apply arithmetic operations on two cells using macros.
- How to align the text using macros.
- How to change the background color of the cells using macros.
- How to change the border color and style of the cells using macros.
- Use cell referencing using macros.
- How to copy the data from one cell and paste it into another.
- How to change the font color of the text in a cell using macros

# Module 6: Mastering Machine Learning

---

## ✓ Introduction To Machine Learning

- What is Machine Learning?
- Machine Learning Use-Cases
- Machine Learning Process Flow
- Machine Learning Categories



## ✓ Time Series Analysis

- What is Time Series Analysis?
- Importance of TSA
- Components of TSA
- White Noise
- AR model
- MA model
- ARMA model
- ARIMA model
- Stationarity
- ACF & PACF

## ✓ Statistical Foundations (Self-Paced)

- What is Exploratory Data Analysis?
- EDA Techniques
- EDA Classification
- Univariate Non-graphical EDA
- Univariate Graphical EDA
- Multivariate Non-graphical EDA
- Multivariate Graphical EDA
- Heat Maps

## ✓ Introduction To Text Mining And NLP

- Overview of Text Mining
- Need of Text Mining
- Natural Language Processing (NLP) in Text Mining

# Module 7: Understanding Deep Learning for Data Science

---

## ✓ Introduction To Deep Learning

- What are the Limitations of Machine Learning?
- What is Deep Learning?
- Advantage of Deep Learning over Machine learning
- Reasons to go for Deep Learning
- Real-Life use cases of Deep Learning

## ✓ Deep Learning Networks

- What is Deep Learning Networks?
- Why Deep Learning Networks?
- How Deep Learning Works?
- Introduction to ANN, CNN & RNN

# Module 8: Analytics Microsoft Power BI

---

## ✓ Introduction To Power BI

- Overview of BI concepts
- Why we need BI?
- Introduction to SSBI
- SSBI Tools
- Why Power BI?
- What is Power BI?
- Building Blocks of Power BI
- Getting started with Power BI Desktop
- Get Power BI Tools
- Introduction to Tools and Terminology
- Dashboard in Minutes
- Interacting with your Dashboards
- Sharing Dashboards and Reports

## ✓ **Power BI Desktop**

- Power BI Desktop
- Extracting data from various sources
- Workspaces in Power BI

## ✓ **Power BI Data Transformation**

- Data Transformation
- Query Editor
- Connecting Power BI Desktop to our Data Sources
- Editing Rows
- Understanding Append Queries
- Editing Columns
- Replacing Values
- Formatting Data
- Pivoting and Unpivoting Columns
- Splitting Columns
- Creating a New Group for our Queries
- Introducing the Star Schema
- Duplicating and Referencing Queries
- Creating the Dimension Tables
- Entering Data Manually
- Merging Queries
- Finishing the Dimension Table
- Introducing the another DimensionTable
- Creating an Index Column
- Duplicating Columns and Extracting Information
- Creating Conditional Columns
- Creating the FACT Table
- Performing Basic Mathematical Operations
- Improving Performance and Loading Data into the Data Model

## ✓ **Modelling With Power BI**

- Introduction to Modelling
- Modelling Data

- Manage Data Relationship
- Optimize Data Models
- Cardinality and Cross Filtering
- Default Summarization & Sort by
- Creating Calculated Columns
- Creating Measures & Quick Measures

## ✓ **Data Analysis Expressions (DAX)**

- What is DAX?
- Data Types in DAX
- Calculation Types
- Syntax, Functions, Context Options
- DAX Functions
- Date and Time
- Time Intelligence
- Information
- Logical
- Mathematical
- Statistical
- Text and Aggregate
- Measures in DAX
- Measures and Calculated Columns
- ROW Context and Filter Context in DAX
- Operators in DAX - Real-time Usage
- Quick Measures in DAX - Auto validations
- In-Memory Processing DAX Performance

## ✓ **Power BI Desktop Visualisations**

- How to use Visual in Power BI?
- What Are Custom Visuals?
- Creating Visualisations and Colour Formatting
- Setting Sort Order
- Scatter & Bubble Charts & Play Axis
- Tooltips and Slicers, Timeline Slicers & Sync Slicers
- Cross Filtering and Highlighting
- Visual, Page and Report Level Filters
- Drill Down/Up
- Hierarchies and Reference/Constant Lines
- Tables, Matrices & Conditional Formatting
- KPI's, Cards & Gauges
- Map Visualizations
- Custom Visuals
- Managing and Arranging
- Drill through and Custom Report Themes
- Grouping and Binning and Selection Pane, Bookmarks & Buttons
- Data Binding and Power BI Report Server

## ✓ **Introduction To Power BI Dashboard And Data Insights**

- Why Dashboard? and Dashboard vs Reports
- Creating Dashboards
- Configuring a Dashboard Dashboard Tiles, Pinning Tiles
- Power BI Q&A
- Quick Insights in Power BI

## ✓ Direct Connectivity

- Custom Data Gateways
- Exploring live connections to data with Power BI
- Connecting directly to SQL Server
- Connectivity with CSV & Text Files
- Excel with Power BI Connect Excel to Power BI, Power BI Publisher for Excel
- Content packs
- Update content packs

## ✓ Publishing And Sharing

- Introduction and Sharing Options Overview
- Publish from Power BI Desktop and Publish to Web
- Share Dashboard with Power BI Service
- Workspaces (Power BI Pro) and Content Packs (Power BI Pro)
- Print or Save as PDF and Row Level Security (Power BI Pro)
- Export Data from a Visualization
- Export to PowerPoint and Sharing Options Summary

## ✓ Refreshing Datasets

- Understanding Data Refresh
- Personal Gateway (Power BI Pro and 64-bit Windows)
- Replacing a Dataset and Troubleshooting Refreshing

# Module 9: Data Science - Live Projects

---

## ✓ Capstone Project

# | Course Projects

## Domain: CAB Services



Project Name:

### Uber Supply Demand Gap Analysis

For this project i would like to do Uber supply demand gap analysis. I hope everyone experienced of travelling in any of the cab services like uber. sometimes we may face the problem of cancellation by the driver or non-availability of cars. These are the problems faced by customers and it impact the business of Uber. If drivers cancel the request of riders or if cars are unavailable, Uber loses out on its revenue.

Tool & Technology Used:

EXCEL

TABLEAU

## Domain: Drugs and Crimes



Project Name:

### Modern Slavery and Forced Labour Insights

The 2022 report estimates that 50 million people were victims of modern slavery in any given day in 2021. Out of these, an estimated 27.6 million people were in situations of forced labour and another 22 million people were in a forced marriage.

The purpose of this analysis to get the insights of all crime and victims.

Tool & Technology Used:

EXCEL

TABLEAU

## Domain: E-Commerce



Project Name:

### C2C Model

Business model Customer to Customer (C2C) allows customers to do business with each other. This model is growing fast with e-commerce platforms where sellers may be required to pay some amount and buyer can buy it without paying anything.

E-Commerce website brings the seller and buyer to the same platform.

Tool & Technology Used:

EXCEL

SQL SERVER

## Domain: Sales



Project Name:

### Zomato Pizza Sales Analysis

Better decision-making with respect to Best-seller and Least-seller Category-wise analysis like Pizza category and Date.

Helps to identify the weak area and work on that.

Optimize the sales performance.

Tool & Technology Used:

EXCEL

SQL SERVER

MYSQL

## DISCLAIMER

"Course Curriculum, Training Certificates & Projects details are subject to change without notice, based on industry standards and guidelines.

# | Course Projects

## Domain: HR



Project Name:

### Hiring Process Analytics

Hiring process is the fundamental and the most important function of a company. Here, the MNCs get to know about the major underlying trends about the hiring process. Trends such as- number of rejections, number of interviews, types of jobs, vacancies etc. are important for a company to analyse before hiring freshers or any other individual. Thus, making an opportunity for a Data Analyst job here too!

Tool & Technology Used:

ADVANCED EXCEL

PIVOT

## Domain: Automobile



Project Name:

### Car Price Prediction

To be able to predict used cars market value can help both buyers and sellers. There are lots of individuals who are interested in the used car market at some points in their life because they wanted to sell their car or buy a used car. In this process, it's a big corner to pay too much or sell less than its market value. In this Project, we are going to predict the Price of Used Cars using various features like Present\_Price, Selling\_Price, Kms\_Driven, Fuel\_Type, Year etc.

Tool & Technology Used:

EXCEL

PYTHON

ML

NUMPY

PANDAS

## Domain: Fitness and Health



Project Name:

### Calories Burnt Prediction

The Calories Burnt Prediction project aims to develop an advanced machine learning model that can accurately predict the number of calories an individual burns based on various physiological and activity-related factors. This project has significant applications in the fields of health and fitness, personalized training programs, weight management, and overall wellness.

Tool & Technology Used:

PYTHON

NUMPY

PANDAS

MATPLOTLIB

SEABORN

PLOTLY

## Domain: Social Media



Project Name:

### Instagram Reach Analysis

Instagram reach analysis is a vital topic for social media marketing. This project aims at teaching learners how to use data to analyze their Instagram reach. It involves collecting data on the reach of your past posts and using Python to understand how different factors affect the number of people who see your posts.

Tool & Technology Used:

PYTHON

NUMPY

PANDAS

MATPLOTLIB

SEABORN

PLOTLY

#### DISCLAIMER

"Course Curriculum, Training Certificates & Projects details are subject to change without notice, based on industry standards and guidelines.

# | Course Projects

## Domain: Automobile Safety



Project Name:

### Driver Drowsiness Detection

A new approach towards automobile safety and security with autonomous region primarily based automatic automotive system is projected during this conception. In recent time's automobile fatigue connected crashes have very enlarged. so as to attenuate these problems, we've incorporated driver alert system by watching each the driver's eyes still as sensing still because the driver state of affairs based primarily based native setting recognition based AI system is projected.

Tool & Technology Used:

PYTHON

OPENCV

IMUTILS

DLIB

SCIPY

## Domain: Hotel and Travel



Project Name:

### Investigate Hotel Business

Business performance analysis is an important key for companies to achieve success in their business. Companies can carry out analyzes to identify their problems, weaknesses and strengths. In the hospitality business, it is important to understand customer behavior. By understanding customer behavior, companies can find out what factors influence customers in making hotel reservations

Tool & Technology Used:

PYTHON

NUMPY

PANDAS

SEABORN

MATPLOTLIB

#### DISCLAIMER

"Course Curriculum, Training Certificates & Projects details are subject to change without notice, based on industry standards and guidelines.

# e-Learning through LMS

## Learning **Management System**

Our LMS (LearnPitch) is for the administration, documentation, tracking, reporting, automation, and delivery of educational courses, training programs, or learning and development programs.

Our LMS has been designed to identify training and learning gaps, using analytical data and reporting to keep you up with the class activities.

## Key Features **Learning Management System**



Live Sessions with Class recordings



Get study material with Assignments.



Track your curriculum covered.



Track your class wise attendance



Share your feedback for Trainer & Training



Get your Training Certificate from LMS





# | Training Certification

## Earn Your **Certificate**

Your certificate and skills are vital to the extent of jump-starting your career and giving you a chance to compete in a global space.



# |Croma Campus is Nasscom Certified

Croma Campus is now

**NASSCOM**<sup>®</sup>  
Certified Member



[www.cromacampus.com](http://www.cromacampus.com)

00 | [www.cromacampus.com](http://www.cromacampus.com)

# |Croma Campus! Reviews



"The most rewarding part of my experience has been achieving a prestigious certification in the subject that I love. Moreover, the training offered out by the specialists are of world-class and prepares out the students for corporate world. For me Croma Campus means a lot."


*"By The Students For The Students,"*

## Your Success is **Our Story**



**Bharat**

"I am fully satisfied with the excellent training services received by the expert staff at Croma Campus. I want to thank Croma Campus for providing me with the most innovative and affordable training services for learning all the software testing procedures and guidelines."




**Ankit**

"It was a lifetime experience for me to get trained by IT Experts of Croma Campus. What I liked most about the training was the consistent high-quality education, which was friendly and co-active. The placement department was also proactive, they keep me updated regarding new job opportunities and provide the grooming session to crack the interview. At last, I would like to thank all faculty members of Croma Campus for their immense help and support."




**Umesh**

"Without any second thought, I will give Croma Campus 10/10. Their placement department is highly proactive. I remember they started scheduling interviews for me from the very next day when I told them my course has been completed. These people are doing a phenomenal job and I highly recommend Croma Campus to everyone."



**Shams Khan**

"Croma Campus is doing a phenomenal job in the IT training industry. The reason why I decided to join their training program was that they provide quality training at very a nominal price. Plus, the online training mode was also a factor due to which I decided to join the training program of Croma Campus as I didn't want to attend physical classes."





# |Meet Our Team



## Sales Team

Our Sales team is highly passionate, emphatic, positive attitude, great listening skills, ability to deliver quick solutions, and they are multitasker too. Our team always remains up-to-date about all the latest technologies and market trends. With effective communication skills, they always work to deliver the right information to customers when it is needed.

## Product Team

Our product team is highly functional and collaborative working together to achieve the common outcome of designing exceptional digital experiences. Each of our members is a contributor to help us achieve success in long-run. Sitting at the high-end of technology and innovation, team helps to deliver high-end customer experiences and always comes out with a big idea as a game-changing plan.




## Marketing Team

Our Marketing team works as gladiators and helps us to achieve business success in all possible ways. They are included in almost everything either it is building a brand, creating brand awareness, promoting products or services, delivering trailblazing customer experiences or increasing engagement at public forums. They are the true backbone of the Company.

## Content Team

Our content team is responsible for ideation, creation, optimization, and distribution of content throughout the company. The team always starts its work with a strategy, how to create high-quality contents, and how to promote or share the content. Our in-house content team help us to produce all types of contents either they are educational content pieces, marketing content, SEO content, or any other forms too.



## Customer Access Team

This is the team that has actually been taken up us from reactive state to a pro-active state. The team utilizes high-valued solutions to satisfy customers in all possible ways. It is truly said that no company can succeed if your customers are not satisfied. And our customer success team is dedicatedly working to keep all the customers satisfied and we always consider our customer feedback on priority.

## HR Team

Our HR team is committed to provide high-end solutions to employees as they require. Our HR team has the right skills and knowledge to make sure that the HR department can always be legally and strategically successful. They know how to keep employees motivated all the time with the best HR policies and fun activities too from time to time.




# | Glimpse Of Our Office

## Look **Who We are**

Our office's infrastructure comprises all the necessary software and network resources that are required to deliver IT & Design, Human Resources, Digital Marketing, and training services.

We are well-equipped with bright designed work bays for employees and managers having separate cabins with spacious cafeteria and training classrooms.





# About Croma Campus

“Our Mission is to Build Nation through Education & Beyond Limitation.”



#1 Asia's Leading  
Edtech Company

Croma Campus Training & Development Private Limited is an education platform providing rigorous industry-relevant programs designed and delivered in collaboration with world-class faculty, industry & Infrastructure. In the past 15 years we have trained 18000+ candidates and out of which we are able to place 12000+ professionals in various industries successfully.

We Are  
Affiliated  
With Different  
Partners



We're Here to Help –  
**Reach Out to Our Global Offices**

 **India**

**Croma Campus Training &  
Development Private Limited**

G-21, Block-G, Sector 3, Noida,  
Uttar Pradesh-201301

+91-971 152 6942

[Chat on WhatsApp](#)

[View on Google Maps](#)

 **Canada**

**Croma Campus Training &  
Development Private Limited**

279-B Baltzan BLVD, Saskatoon,  
Saskatchewan, Canada-S7W0S1

+1 (647) 370-6470

[Chat on WhatsApp](#)

[View on Google Maps](#)

 **USA**

**Croma Campus Training &  
Development Private Limited**

454 church street Cairo, GA-39828,  
United States of America

+1 (647) 370-6470

[Chat on WhatsApp](#)

[View on Google Maps](#)

follow us on:



CromaCampusNoidaOfficial/facebook



cromacampus/pinterest



cromacampus/instagram



cromacampusofficial/linkedin



cromacampus/twitter



CromaCampusOfficial/youtube