

Croma Campus is now

NASSCOM[®]
Certified Member



ASSOCIATE IN DATA ANALYTICS



Chase your dream companies



500K+

Satisfied Students



100K+

Online Students



300+

Trainers



300K+

Placements



200+

Global Certifications



150+

Companies



1.2 Million
Learners







1-1 Personalized
Mentorship



60% Average
Salary Hike

Program INDEX



	Module 1 : MS SQL and SQL
	Module 2 : Analytics Microsoft Power BI
	Module 3 : Analytics with Excel
	Module 4 : Capstone Project



Program **FEATURES**



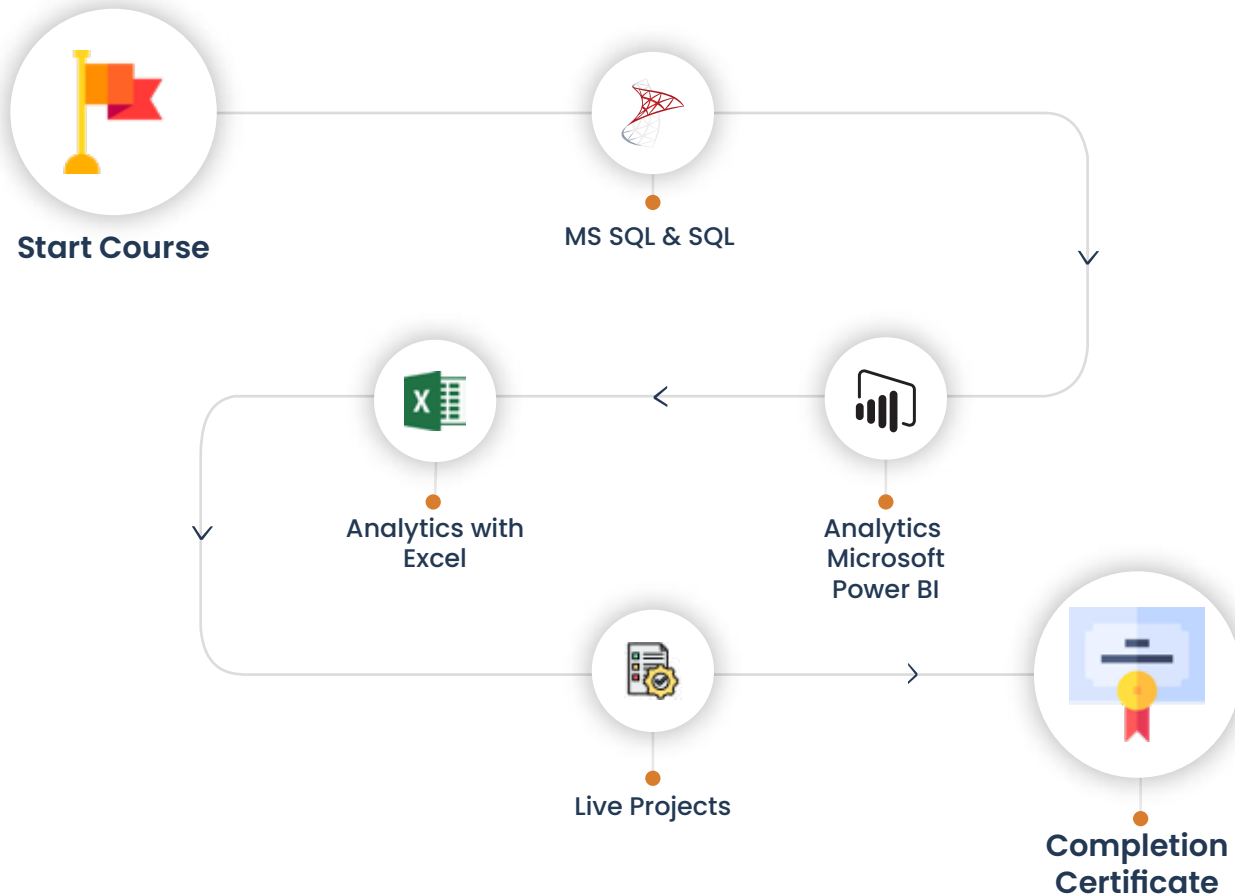
Key **Highlights**

- ✔ Instructor - Led Training
- ✔ Self- paced Videos
- ✔ Project & Exercises
- ✔ Job Assistance
- ✔ Flexible Schedule
- ✔ Life Time Free Upgrade
- ✔ Mentor Support
- ✔ Guaranteed Interviews
- ✔ 1 - 1 with industry mentors
- ✔ Training Certification

Top Skills & **Tools Covered**



Learning CURVE



Who Should Enroll in **this Program?**

Any technical degree or equivalents such as B.tech, M.tech, a degree in engineering, bachelor/master's in computer science, and basic programming knowledge.

This program caters to a wide audience, from those who are hoping to enter the industry

- ✓ Fresh graduates who are intent on taking the plunge into the job market
- ✓ Developers who are working in one of the functional roles of front-end or back development and want to shift to full stack development
- ✓ Test engineers, system engineers, and others who want to make a career shift to

Associate in Data Analytics **Training Curriculum**

✔ Module 1 : MS SQL and SQL

- **SQL Server Fundamentals**
 - MS SQL Server Installation
 - Service Accounts & Use, Authentication Modes & Usage, Instance Configurations
 - SQL Server Features & Purpose
 - Using Management Studio (SSMS)
 - Configuration Tools & SQLCMD
 - Conventions & Collation
- **MS SQL Server Database Design**
 - SQL Database Architecture
 - Database Creation using GUI
 - Database Creation using T-SQL scripts
 - DB Design using Files and File Groups
 - File locations and Size parameters
 - Database Structure modifications
- **SQL Tables in MS SQL Server**
 - SQL Server Database Tables
 - Table creation using T-SQL Scripts
 - Naming Conventions for Columns
 - Single Row and Multi-Row Inserts
 - Table Aliases
 - Column Aliases & Usage
 - Table creation using Schemas
 - Basic INSERT
 - UPDATE
 - DELETE
 - SELECT queries and Schemas
 - Use of WHERE, IN and BETWEEN
 - Variants of SELECT statement
 - ORDER BY
 - GROUPING
 - HAVING
 - ROWCOUNT and CUBE Functions

- **Data Validation and Constraints**
 - Table creation using Constraints
 - NULL and IDENTITY properties
 - UNIQUE KEY Constraint and NOT NULL
 - PRIMARY KEY Constraint & Usage
 - CHECK and DEFAULT Constraints
 - Naming Composite Primary Keys
 - Disabling Constraints & Other Options
- **Views and Row Data Security**
 - Benefits of Views in SQL Database
 - Views on Tables and Views
 - SCHEMA BINDING and ENCRYPTION
 - Issues with Views and ALTER TABLE
 - Common System Views and Metadata
 - Common Dynamic Management views
 - Working with JOINS inside views
- **Indexes and Query tuning**
 - Need for Indexes & Usage?
 - Indexing Table & View Columns
 - Index SCAN and SEEK
 - INCLUDED Indexes & Usage
 - Composite Indexed Columns & Keys
 - Indexes and Table Constraints
 - Primary Keys & Non-Clustered Indexes
- **Stored Procedures and Benefits**
 - Why to use Stored Procedures?
 - Types of Stored Procedures
 - Use of Variables and parameters
 - SCHEMABINDING and ENCRYPTION
 - INPUT and OUTPUT parameters
 - System level Stored Procedures
 - Dynamic SQL and parameterization

- **System functions and Usage**
 - Scalar Valued Functions
 - Types of Table Valued Functions
 - SCHEMABINDING and ENCRYPTION
 - System Functions and usage
 - Date Functions
 - Time Functions
 - String and Operational Functions
 - ROW_COUNT
 - GROUPING Functions
- **Triggers, cursors, memory limitations**
 - Why to use Triggers?
 - DML Triggers and Performance impact
 - INSERTED and DELETED memory tables
- **Cursors and Memory Limitations**
 - Cursor declaration and Life cycle
 - STATIC
 - DYNAMIC
 - SCROLL Cursors
 - FORWARD_ONLY and LOCAL Cursors
 - KEYSSET Cursors with Complex SPs
- **Transactions Management**
 - ACID Properties and Scope
 - EXPLICIT Transaction types
 - IMPLICIT Transactions and options
 - AUTOCOMMIT Transaction and usage

✓ Module 2 : Analytics with Excel

- **Understanding Concepts of Excel**
 - Creation of Excel Sheet Data
 - Range Name, Format Painter
 - Conditional Formatting, Wrap Text, Merge & Centre
 - Sort, Filter, Advance Filter
 - Different type of Chart Creations
 - Auditing, (Trace Precedents, Trace Dependents)Print Area
 - Data Validations, Consolidate, Subtotal

- What if Analysis (Data Table, Goal Seek, Scenario)
- Solver, Freeze Panes
- Various Simple Functions in Excel (Sum, Average, Max, Min)
- Real Life Assignment work
- **Ms Excel Advance**
 - Advance Data Sorting
 - Multi-level sorting
 - Restoring data to original order after performing sorting
 - Sort by icons
 - Sort by colours
 - Regression and its Types
 - Lookup Functions
 - Lookup
 - VLookup
 - HLookup
 - Subtotal, Multi-Level Subtotal
 - Grouping Features
 - Column Wise
 - Row Wise
 - Consolidation With Several Worksheets
 - Filter
 - Auto Filter
 - Advance Filter
 - Printing of Row & Column Heading on Each Page
 - Workbook Protection and Worksheet Protection
 - Specified Range Protection in Worksheet
 - Excel Data Analysis
 - Goal Seek
 - Scenario Manager
 - Data Table
 - Advance use of Data Tables in Excel
 - Reporting and Information Representation
 - Pivot Table
 - Pivot Chart
 - Slicer with Pivot Table & Chart

- Generating MIS Report In Excel
 - Advance Functions of Excel
 - Math & Trig Functions
- Text Functions
- Lookup & Reference Function
- Logical Functions & Date and Time Functions
- Database Functions
- Statistical Functions
- Financial Functions
- Functions for Calculation Depreciation
- **MIS Reporting & Dash Board**
 - Dashboard Background
 - Dashboard Elements
 - Interactive Dashboards
 - Type of Reporting In India
 - Industry related Dashboard
- **What is a Macro?**
 - Understanding Marcos
- **Recording a Macro**
 - Recording a Macro
- **Different components of a macro**
 - User Form
 - Title
 - Module
- **What is VBA and how to write macros in VBA.**
 - Writing a simple macro
 - Apply arithmetic operations on two cells using macros.
 - How to align the text using macros.
 - How to change the background color of the cells using macros.
 - How to change the border color and style of the cells using macros.
 - Use cell referencing using macros.
 - How to copy the data from one cell and paste it into another.
 - How to change the font color of the text in a cell using macros

✓ Module 3 : Analytics Microsoft Power BI

- **Introduction to Power BI**
 - Overview of BI concepts
 - Why we need BI?
 - Introduction to SSBI
 - SSBI Tools
 - Why Power BI?
 - What is Power BI?
 - Building Blocks of Power BI
 - Getting started with Power BI Desktop
 - Get Power BI Tools
 - Introduction to Tools and Terminology
 - Dashboard in Minutes
 - Interacting with your Dashboards
 - Sharing Dashboards and Reports
- **Power BI Desktop**
 - Power BI Desktop
 - Extracting data from various sources
 - Workspaces in Power BI
- **Power BI Data Transformation**
 - Data Transformation
 - Query Editor
 - Connecting Power BI Desktop to our Data Sources
 - Editing Rows
 - Understanding Append Queries
 - Editing Columns
 - Replacing Values
 - Formatting Data
 - Pivoting and Unpivoting Columns
 - Splitting Columns
 - Creating a New Group for our Queries
 - Introducing the Star Schema
 - Duplicating and Referencing Queries
 - Creating the Dimension Tables
 - Entering Data Manually

- Merging Queries
- Finishing the Dimension Table
- Introducing the another DimensionTable
- Creating an Index Column
- Duplicating Columns and Extracting Information
- Creating Conditional Columns
- Creating the FACT Table
- Performing Basic Mathematical Operations
- Improving Performance and Loading Data into the Data Model
- **Modelling with Power BI**
 - Introduction to Modelling
 - Modelling Data
 - Manage Data Relationship
 - Optimize Data Models
 - Cardinality and Cross Filtering
 - Default Summarization & Sort by
 - Creating Calculated Columns
 - Creating Measures & Quick Measures
- **Data Analysis Expressions (DAX)**
 - What is DAX?
 - Data Types in DAX
 - Calculation Types
 - Syntax, Functions, Context Options
 - DAX Functions
 - Date and Time
 - Time Intelligence
 - Information
 - Logical
 - Mathematical
 - Statistical
 - Text and Aggregate
 - Measures in DAX
 - Measures and Calculated Columns
 - ROW Context and Filter Context in DAX
 - Quick Measures in DAX - Auto validations

- **Power BI Desktop Visualisations**
 - How to use Visual in Power BI?
 - What Are Custom Visuals?
 - Creating Visualisations and Colour Formatting
 - Setting Sort Order
 - Scatter & Bubble Charts & Play Axis
 - Tooltips and Slicers, Timeline Slicers & Sync Slicers
 - Cross Filtering and Highlighting
 - Visual, Page and Report Level Filters
 - Drill Down/Up
 - Hierarchies and Reference/Constant Lines
 - Tables, Matrices & Conditional Formatting
 - KPI's, Cards & Gauges
 - Map Visualizations
 - Custom Visuals
 - Managing and Arranging
 - Drill through and Custom Report Themes
 - Grouping and Binning and Selection Pane, Bookmarks & Buttons
 - Data Binding and Power BI Report Server
- **Introduction to Power BI Dashboard and Data Insights**
 - Why Dashboard? and Dashboard vs Reports
 - Creating Dashboards
 - Configuring a Dashboard Dashboard Tiles, Pinning Tiles
 - Power BI Q&A
 - Quick Insights in Power BI

Module 4 : Capstone Project

e-Learning through LMS

Learning Management System

Our LMS (LearnPitch) is for the administration, documentation, tracking, reporting, automation, and delivery of educational courses, training programs, or learning and development programs.

Our LMS has been designed to identify training and learning gaps, using analytical data and reporting to keep you up with the class activities.

Key Features Learning Management System



Live Sessions with Class recordings



Get study material with Assignments.



Track your curriculum covered.



Track your class wise attendance



Share your feedback for Trainer & Training



Get your Training Certificate from LMS



Croma Campus is **Nasscom Certified**

Croma Campus is now

NASSCOM[®]

Certified Member



Croma Campus! Reviews



"The most rewarding part of my experience has been achieving a prestigious certification in the subject that I love. Moreover, the training offered out by the specialists are of world-class and prepares out the students for corporate world. For me Croma Campus means a lot."

"By The Students For The Students,"

Your Success Is **Our Story**



Bharat

“ I am fully satisfied with the excellent training services received by the expert staff at Croma Campus. I want to thank Croma Campus for providing me with the most innovative and affordable training services for learning all the software testing procedures and guidelines. ”



Ankit

“ It was a lifetime experience for me to get trained by IT Experts of Croma Campus. What I liked most about the training was the consistent high-quality education, which was friendly and co-active. The placement department was also proactive, they keep me updated regarding new job opportunities and provide the grooming session to crack the interview. At last, I would like to thank all faculty members of Croma Campus for their immense help and support. ”



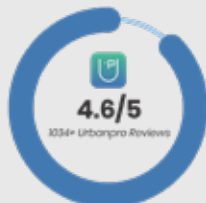
Umesh

“ Without any second thought, I will give Croma Campus 10/10. Their placement department is highly proactive. I remember they started scheduling interviews for me from the very next day when I told them my course has been completed. These people are doing a phenomenal job and I highly recommend Croma Campus to everyone. ”



Shams Khan

“ Croma Campus is doing a phenomenal job in the IT training industry. The reason why I decided to join their training program was that they provide quality training at very a nominal price. Plus, the online training mode was also a factor due to which I decided to join the training program of Croma Campus as I didn't want to attend physical classes. ”



Meet Our Team



Sales Team

Our Sales team is highly passionate, emphatic, positive attitude, great listening skills, ability to deliver quick solutions, and they are multitasker too. Our team always remains up-to-date about all the latest technologies and market trends. With effective communication skills, they always work to deliver the right information to customers when it is needed.

Product Team

Our product team is highly functional and collaborative working together to achieve the common outcome of designing exceptional digital experiences. Each of our members is a contributor to help us achieve success in long-run. Sitting at the high-end of technology and innovation, team helps to deliver high-end customer experiences and always comes out with a big idea as a game-changing plan.



Marketing Team

Our Marketing team works as gladiators and helps us to achieve business success in all possible ways. They are included in almost everything either it is building a brand, creating brand awareness, promoting products or services, delivering trailblazing customer experiences or increasing engagement at public forums. They are the true backbone of the Company.

Content Team

Our content team is responsible for ideation, creation, optimization, and distribution of content throughout the company. The team always starts its work with a strategy, how to create high-quality contents, and how to promote or share the content. Our in-house content team help us to produce all types of contents either they are educational content pieces, marketing content, SEO content, or any other forms too.



Customer Access Team

This is the team that has actually been taken up us from reactive state to a pro-active state. The team utilizes high-valued solutions to satisfy customers in all possible ways. It is truly said that no company can succeed if your customers are not satisfied. And our customer success team is dedicatedly working to keep all the customers satisfied and we always consider our customer feedback on priority.

HR Team

Our HR team is committed to provide high-end solutions to employees as they require. Our HR team has the right skills and knowledge to make sure that the HR department can always be legally and strategically successful. They know how to keep employees motivated all the time with the best HR policies and fun activities too from time to time.

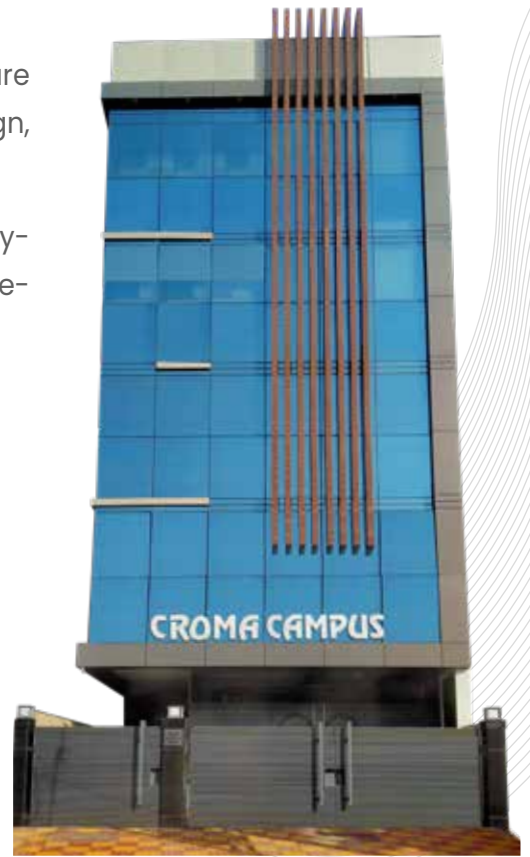


Glimpse Of Our Office

Look **Who We are**

Our office's infrastructure comprises all the necessary software and network resources that are required to deliver IT & Design, Human Resources, Digital Marketing, and training services.

We are well-equipped with bright designed work bays for employees and managers having separate cabins with spacious cafeteria and training classrooms.



About Croma Campus

“ Our Mission is to Build Nation through Education & Beyond Limitation. ”

Croma Campus Training & Development Private Limited is an education platform providing rigorous industry-relevant programs designed and delivered in collaboration with world-class faculty, industry & Infrastructure. In the past 12 years we have trained 18000+ candidates and out of which we are able to place 12000+ professionals in various industries successfully.

We Are Affiliated With Different Partners



follow us on:



[cromacampus/facebook](https://www.facebook.com/cromacampus/)



[cromacampus/pinterest](https://www.pinterest.com/cromacampus/)



[cromacampus/instagram](https://www.instagram.com/cromacampus/)



[cromacampus/linkedin](https://www.linkedin.com/company/cromacampus/)



[cromacampus/twitter](https://twitter.com/cromacampus/)



[cromacampus/youtube](https://www.youtube.com/c/cromacampus/)

REACH US:

Croma Campus Training & Development (P) Ltd.

📍 G-21, Block G, Sector 3, Noida, Uttar Pradesh - 201301

☎️ +91-9711-5269-42 📠 +91-0120-4155255

✉️ helpdesk@cromacampus.com | 🌐 www.cromacampus.com