

Croma Campus is now

NASSCOM[®]
Certified Member



WEB DESIGNING CERTIFICATION TRAINING

Chase your dream companies



500K+

Satisfied Students



100K+

Online Students



300+

Trainers



300K+

Placements



200+

Global Certifications



150+

Companies



1.2 Million
Learners



1-1 Personalized
Mentorship



60% Average
Salary Hike

www.cromacampus.com

Program INDEX



Module 1 : HTML



Module 2 : CSS



Module 3 : JavaScript



Module 4 : JQuery



Module 5 : Bootstrap Framework



Module 6 : Capstone Project



Program **FEATURES**



Key **Highlights**

- ✓ Instructor - Led Training
- ✓ Self- paced Videos
- ✓ Project & Exercises
- ✓ Job Assistance
- ✓ Flexible Schedule
- ✓ Life Time Free Upgrade
- ✓ Mentor Support
- ✓ Guaranteed Interviews
- ✓ 1 - 1 with industry mentors
- ✓ Training Certification

Top Skills & **Tools Covered**



HTML



CSS



Bootstrap

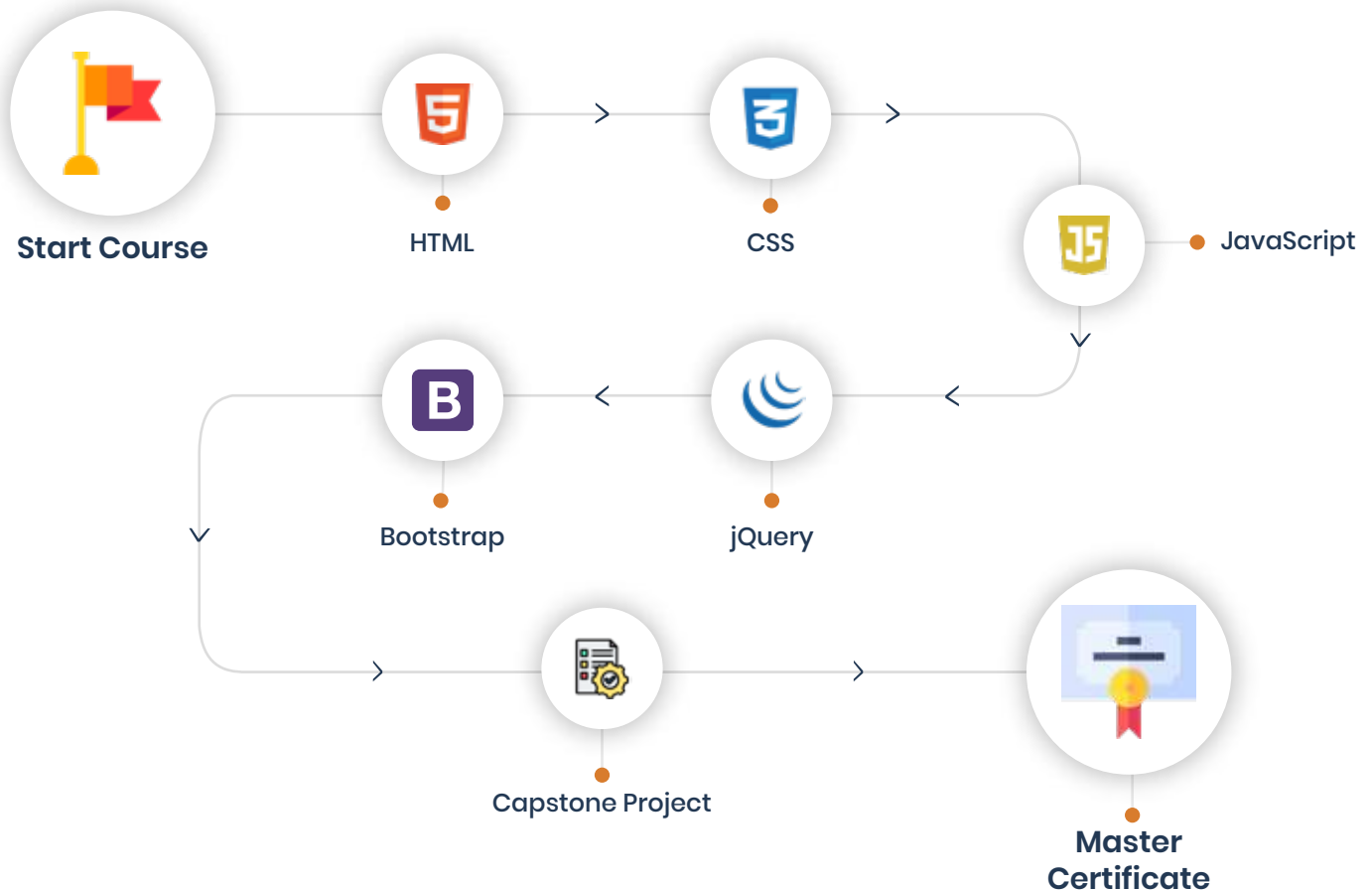


JavaScript



jQuery

Learning CURVE



Who Should Enroll in **this Program?**

Any technical degree or equivalents such as B.tech, M.tech, a degree in engineering, bachelor/master's in computer science, and basic programming knowledge.

This program caters to a wide audience, from those who are hoping to enter the industry

- ✓ Fresh graduates who are intent on taking the plunge into the job market
- ✓ Developers who are working in one of the functional roles of front-end or back development and want to shift to full stack development
- ✓ Test engineers, system engineers, and others who want to make a career shift to

Web Designing Certification **Training Curriculum**

Module 1 : HTML

- **HTML**
 - What is HTML?
 - What is a Web Browser?
 - What are Versions of HTML?
 - What can you Do with HTML?
 - HTML Development Environments
 - Writing Code with a Text Editor
- **Review of HTML Elements**
 - Rules of Syntax
 - Making your Code Readable
 - Building a Document
 - Using Colors
 - Adding Color to your Page
 - Using Headings
 - Using Paragraphs
 - Aligning Block-Level Elements
- **Inserting Spaces and Line Breaks**
 - Displaying Preformatted Text
 - Formatting with Inline Elements
 - Controlling Fonts
 - Introducing List Elements
 - Creating Unordered Lists
 - Creating Ordered
- **What is an HTML Table?**
 - Building a Table
 - Cell Padding and Cell Spacing
 - Controlling Table and Cell Width
 - Aligning a Table on the Page
 - Aligning Tables and Text
 - Aligning Table Data
 - Spanning Columns and Rows

- **Creating a Hyperlink**
 - Understanding and Using URLs
 - Linking to a Web Document
 - Linking to a Local Document
 - Linking to Anchors
 - Opening a New Browser Window
- **Image Formats**
 - Inserting Inline Images
 - Aligning Images
 - Using Images to Anchor Links
 - Sizing Images
 - Using Transparent Images
 - Using GIF Animation
- **Forms and Controls**
 - Forms and Form Elements
 - Form Actions, Form Methods, Form Design

HTML 5

- **Introduction**
 - Laying out a page with HTML5
 - Page Structure
 - New HTML5 Structural
 - Page Simplification
- **HTML 5 – How we got here?**
 - New Features of HTML5
 - The HTML5 Semantic Element
 - Current State of Browser Support
- **SECTIONS AND ARTICLES**
 - The section Tag
 - The article Tag
 - The header Tag
 - The Footer Tag

- **HTML5 AUDIO AND VIDEO**
 - Supported Media Types
 - The audio Element
 - The video Element
- **HTML5 FORMS**
 - New Input Types
- **HTML5 NEW FORM ATTRIBUTES**
 - autocomplete
 - novalidate
- **HTML5 NEW FORM FIELD ATTRIBUTES**
 - required
 - placeholder
 - autofocus
 - autocomplete
 - form
 - pattern
- **HTML 5 - How we got here?**
 - New Features of HTML5
 - The HTML5 Semantic Element
 - Current State of Browser Support
- **SECTIONS AND ARTICLES**
 - The section Tag
 - The article Tag
 - The header Tag
 - The Footer Tag



Module 2 : CSS 2.0

- Introduction of CSS
- CSS Syntax
- CSS Comments
- CSS Types
 - Inline
 - Internal
 - External

- **CSS Selector**
 - ID
 - Class
 - Attribute
 - Grouping
 - Universal
- **CSS Color**
 - RGB Value
 - Hex Value
 - Color Name
- **Background**
 - background-color
 - background-repeat
 - background-attachment
 - background position
 - background-size
 - background-image
- **CSS Margin**
 - Margin-top
 - Margin-bottom
 - Margin-left
 - Margin-Right
- **CSS Padding**
 - Padding -top
 - Padding -bottom
 - Padding -left
 - Padding -Right
- **Outline**
 - Outline-style
 - Outline-color
 - Outline Width
 - Outline-Offset
 - Outline Shorthand Property

- CSS Height and Width
- CSS Display properties
- CSS Position Properties
- CSS Overflow
- CSS Float and Clear
- Pseudo Class and Element

CSS 3.0

- Introduction to CSS 3
 - Border
 - border-radius
- CSS Shadows
 - Text-shadow
 - Box-shadow
- Transitions
 - transition
 - transition-delay
 - transition-duration
 - transition-property
- 2D Transforms
 - transform
 - matrix ()
 - translate (x, y)
 - scale (x, y)
 - rotate(angle)
 - skew (x-angle, y-angle)
- Animations
 - @keyframes
 - animation
 - animation-direction
 - animation-duration
 - animation-name
- Selectors
 - CSS combinations
 - Pseudo Elements

- **Gradients**
 - Linear Gradients
 - Radial Gradients
- **User Interface**
 - `resize`
 - `box-sizing`
 - `outline-offset`
- **CSS Filters**
 - Blur
 - Opacity
- **Media Query**
 - What is Responsive Web Design
 - Intro to the Viewport
 - The Viewport Tag
 - Media Queries
 - Tablet Styles
 - Mobile Styles
 - Making a Mobile Drop-down Menu
- **Web Fonts**
 - `@font-face`
 - `font-family`
 - `src`
 - `font-stretch`
 - `font-style`
 - `font-weight`
- **Flexbox**
 - `flex-grow`
 - `flex-shrink`
 - `flex-basis`
 - `flex`
 - `flex-wrap`
 - `flex-direction`
 - `flex-flow`
 - `justify-content`
 - `align-items`
 - `order`

✓ Module 3 : JavaScript

- Introduction to JavaScript
 - Syntax
 - Statements
 - Comments
- Enabling in various browsers Popup Boxes
 - Alert
 - Confirm
 - Prompt
- Variables
- Operators
 - Arithmetic
 - Assignment
 - Comparison
 - Logical
 - Relational
 - Ternary
- Conditional Statements
 - If else
 - if...else if...else
 - nested if
 - Switch
 - Loops
 - While
 - do...while
 - for
 - for...in Statement
 - Break
 - Continue
- Functions
 - User-defined Functions
 - Function Syntax
 - Function with Arguments
 - Returning Values from Functions
 - Built-in Functions

- **Events**
 - Introduction
 - Mouse
 - Events
 - Keyboard Events
 - Form Events
 - Document/Window Events
- **Built-in Objects**
 - Number
 - Strings
 - Math
 - Array
 - Date
 - Reg exp use in form validation

Module 4: JQuery

- Getting Started with jQuery
- Selecting Elements
- Manipulating the Page
- Traversing the DOM and Chaining
- Handling Events
- Enhancing with Animation Effects
- JQuery Hide/show
- jQuery toggle()
- jQuery Slide method
- jQuery Fade method
- jQuery stop()
- jQuery Callback and Chaining
- jQuery text(),html() and val()
- jQuery css()
- jQuery addClass(),removeClass(),toggleClass()
- jQuery Best Practices

✓ Module 5 : Bootstrap Framework Latest Version (HTML, CSS, and JS Library)

- **Introduction**
 - Introduction of Bootstrap
 - What needs for Bootstrap
 - Our First Web Page
 - What's Inside?
 - Scripts and Styles
 - Bootstrap CDN Link
 - Summary
- **Layout with Bootstrap**
 - Introduction
 - Grid Layouts
 - Simple Layout
 - Fixed Grids
 - Responsive Design
 - Responsive Utilities
 - Summary
- **Everyday Bootstrap**
 - Introduction
 - Typography
 - Tables
 - Forms
 - Buttons
 - Images and Icons
 - Summary
- **Bootstrap Component**
 - Introductions
 - Drop down Menu
 - Buttons with Menus
 - Tabs and Pill
 - The Navbars
 - Badges
 - Summary

- **Bootstrap and JavaScript**
 - Introduction
 - More Buttons
 - Modals
 - Tooltips and Popovers
 - Carousel
 - Summary

Module 6: Capstone Project

e-Learning through LMS

Learning Management System

Our LMS (LearnPitch) is for the administration, documentation, tracking, reporting, automation, and delivery of educational courses, training programs, or learning and development programs.

Our LMS has been designed to identify training and learning gaps, using analytical data and reporting to keep you up with the class activities.

Key Features Learning Management System



Live Sessions with Class recordings



Get study material with Assignments.



Track your curriculum covered.



Track your class wise attendance



Share your feedback for Trainer & Training



Get your Training Certificate from LMS



Training **Certification**

Earn Your **Certificate**

Your certificate and skills are vital to the extent of jump-starting your career and giving you a chance to compete in a global space.



Croma Campus is Nasscom Certified

Croma Campus is now

NASSCOM[®]

Certified Member



Croma Campus! Reviews



"The most rewarding part of my experience has been achieving a prestigious certification in the subject that I love. Moreover, the training offered out by the specialists are of world-class and prepares out the students for corporate world. For me Croma Campus means a lot."

*"By The
Students
For The
Students,,*

Your Success Is **Our Story**



Bharat

"I am fully satisfied with the excellent training services received by the expert staff at Croma Campus. I want to thank Croma Campus for providing me with the most innovative and affordable training services for learning all the software testing procedures and guidelines. "



Ankit

"It was a lifetime experience for me to get trained by IT Experts of Croma Campus. What I liked most about the training was the consistent high-quality education, which was friendly and co-active. The placement department was also proactive, they keep me updated regarding new job opportunities and provide the grooming session to crack the interview. At last, I would like to thank all faculty members of Croma Campus for their immense help and support. "




Umesh

"Without any second thought, I will give Croma Campus 10/10. Their placement department is highly proactive. I remember they started scheduling interviews for me from the very next day when I told them my course has been completed. These people are doing a phenomenal job and I highly recommend Croma Campus to everyone. "



Shams Khan

"Croma Campus is doing a phenomenal job in the IT training industry. The reason why I decided to join their training program was that they provide quality training at very a nominal price. Plus, the online training mode was also a factor due to which I decided to join the training program of Croma Campus as I didn't want to attend physical classes. "



Meet Our Team



Sales Team

Our Sales team is highly passionate, emphatic, positive attitude, great listening skills, ability to deliver quick solutions, and they are multitasker too. Our team always remains up-to-date about all the latest technologies and market trends. With effective communication skills, they always work to deliver the right information to customers when it is needed.



Product Team

Our product team is highly functional and collaborative working together to achieve the common outcome of designing exceptional digital experiences. Each of our members is a contributor to help us achieve success in long-run. Sitting at the high-end of technology and innovation, team helps to deliver high-end customer experiences and always comes out with a big idea as a game-changing plan.



Marketing Team

Our Marketing team works as gladiators and helps us to achieve business success in all possible ways. They are included in almost everything either it is building a brand, creating brand awareness, promoting products or services, delivering trailblazing customer experiences or increasing engagement at public forums. They are the true backbone of the Company.



Content Team

Our content team is responsible for ideation, creation, optimization, and distribution of content throughout the company. The team always starts its work with a strategy, how to create high-quality contents, and how to promote or share the content. Our in-house content team help us to produce all types of contents either they are educational content pieces, marketing content, SEO content, or any other forms too.



Customer Access Team

This is the team that has actually been taken up us from reactive state to a pro-active state. The team utilizes high-valued solutions to satisfy customers in all possible ways. It is truly said that no company can succeed if your customers are not satisfied. And our customer success team is dedicatedly working to keep all the customers satisfied and we always consider our customer feedback on priority.



HR Team

Our HR team is committed to provide high-end solutions to employees as they require. Our HR team has the right skills and knowledge to make sure that the HR department can always be legally and strategically successful. They know how to keep employees motivated all the time with the best HR policies and fun activities too from time to time.




Glimpse Of Our Office

Look **Who We are**

Our office's infrastructure comprises all the necessary software and network resources that are required to deliver IT & Design, Human Resources, Digital Marketing, and training services.

We are well-equipped with bright designed work bays for employees and managers having separate cabins with spacious cafeteria and training classrooms.



About Croma Campus

“ Our Mission is to Build Nation through Education & Beyond Limitation. ”

Croma Campus Training & Development Private Limited is an education platform providing rigorous industry-relevant programs designed and delivered in collaboration with world-class faculty, industry & Infrastructure. In the past 12 years we have trained 18000+ candidates and out of which we are able to place 12000+ professionals in various industries successfully.

We Are
Affiliated
With Different
Partners



follow us on:



[cromacampus/facebook](https://www.facebook.com/cromacampus/)



[cromacampus/pinterest](https://www.pinterest.com/cromacampus/)



[cromacampus/instagram](https://www.instagram.com/cromacampus/)



[cromacampus/linkedin](https://www.linkedin.com/company/cromacampus/)



[cromacampus/twitter](https://twitter.com/cromacampus/)



[cromacampus/youtube](https://www.youtube.com/c/cromacampus/)

REACH US:

Croma Campus Training & Development (P) Ltd.

📍 G-21, Block G, Sector 3, Noida, Uttar Pradesh – 201301

☎ +91-9711-5269-42 | 📞 +91-0120-4155255

✉ helpdesk@cromacampus.com | 🌐 www.cromacampus.com