



Training Program

Selenium Certification Training



1.2 Million
Learners



1-1 Personalized
Mentorship



60% Average
Salary Hike

About Program



Learning Format

Online / Offline



Trainer

Industry Professionals



Career Services

By Croma Campus

Our course content has been specifically designed to turn you into a skilled professional in this industry. As a part of your certification training, you will receive enough study material and recorded video sessions that will help you cover all the latest trends and features in this course. The training session will comprise important sections, features, advantages, and scope of the technology in the coming years. Moreover, our qualified trainers will help you imbibe all the required skills, and information in a much better manner to help you in you becoming an expert in this technology. Post the completion of your course, you will receive a training certificate recognized world-wide.

What Make Us Tick



Career-oriented Sessions

Attend 25+ career-oriented sessions by industry mentors and prepare your career trajectory



Mock Interview Preparation

Prepare with mock interviews including most asked questions by top employers



Dedicated Job Portal Access

Get exclusive access to 100s of job postings per month on Croma Campus Intellipaat's job portal



Profile Building

Craft a resume and LinkedIn profile and make an impression on top employers



1:1 Mentoring Sessions

Get 1:1 guidance at every step in your career transition to respective Technology



Guaranteed interviews

Get job interviews with 400+ hiring partners including promising startups and top MNCs

SeleniumV4.0 with Java **Training Curriculum**

✔ Java Course Contents

- Introduction to java
 - What is java?
 - Programming language hierarchy
 - Java files
 - Camel casing
 - Identifiers
 - Java Components naming standards
 - Java source file declaration rules
 - First Java program
- Classes and Objects
 - Introduction to Classes and objects
 - Understanding Java Heap
 - Creating first Class and Object
- Variables and Operators
 - Introduction to Variables and their data types
 - Primitive and Non-primitive variables
 - Variable Casting
 - Object references
 - Java Operators
- Java Methods and their communication
 - Introduction to methods
 - Method arguments and return types
 - Pass by Value
 - Encapsulation
 - Getters and Setters
- Loops and Arrays
 - If-else statement
 - While loop
 - Do-while loop
 - For loop
 - Enhanced for loop
 - Arrays – 1D and 2D
- Understanding Java-API
 - Understanding API using ArrayList

- ArrayList fundamentals
- Using Java Library
- Using Packages
- Using HTML- API docs
- Inheritance and Polymorphism
 - Understanding inheritance and inheritance tree
 - Methods overriding and the rules
 - IS-A and HAS-A relationship
 - Super class Vs Subclass
 - Method Overloading
 - Access Modifiers
- Abstract Classes and Interfaces
 - Abstract classes and methods
 - Mother of all classes – “Object class”
 - Polymorphic reference
 - Object reference casting
 - Deadly Diamond of Death
 - Interfaces and it’s implementation
- Garbage Collection and Constructors
 - Concept of Stack and Heap
 - Methods and classes on Stack and Heap
 - Constructors
 - Constructor Overloading
 - Constructor chaining and this() keyword
 - Garbage collection eligibility
- Statics and data formatting
 - Static methods, variables and constants
 - Math class and methods
 - Wrapper classes
 - Auto boxing
 - Data formatting and static imports
- Exception handling
 - Risky java codes
 - Introduction to Java Exceptions

- Catching exceptions using try/catch block
- The finally block
- Catching multiple exceptions
- Handle or Declare law of exceptions
- Serialization and file I/O
 - Saving objects state
 - Writing serialized object
 - I/O streams
 - Serializable interface
 - Deserialization
 - Java IO file
 - Reading/Writing a text file
- Collections
 - Introduction to Java collections
 - Concept of generics
 - Lists
 - Sets
 - Map
 - Hashmap
- JDBC
 - JDBC concepts and terminology
 - JDBC package
 - Creating connection to a DataBase
 - Accessing and manipulating tables using JDBC
 - Sql statements

Selenium WebDriver4.0

- Introduction to Selenium WebDriver
 - What is WebDriver
 - Exploring Webdriver java docs
 - Downloading Webdriver jar files
 - Open Google home page through WebDriver
 - Exploring more features of WebDriver
 - WebDriver Features & Examples
 - Handling HTML Elements such as: Text box, Hyperlinks, Submit buttons,

- Radio buttons, Check boxes, Dropdown etc
- Finding Elements & text on a Webpage
- Printing all links and other values from a webpage and HTML Elements
- Using By class to find elements using different methods
- Implement global wait
- Running test in multiple browsers
- Firefox profile
- Running test in multiple profiles
- Advance WebDriver Features
 - Simulating keypress events such as buttons such as Enter, page up, pagedown, backspace
 - Handling java script messages
 - Working with online captchas
 - Running the test with HTMLUnit driver
 - Online Webtables
 - Downloading and configuring chrome driver
 - How to find Xpaths through Chrome developer tool
 - Generating your own Xpaths
 - What if you don't have firebug or firepath
 - Handling multiple pop ups/tabs in Chrome
 - Handling Mouse over Menus and Iframes
- Ajax & Listeners
 - How to handle Ajax based applications
 - Browser navigate methods
 - Listeners
 - Mouse movements
 - Explore action class mouseover method
 - Working with Javascriptexecutor
 - Drag and Drop
 - Resizable
 - Handling Sliders
- Flash Testing with Selenium WebDriver
 - What is flash/flex testing
 - Downloading and installing flash jar file
 - Automating flash player
 - Using different call methods of YouTube flash player

✓ Page Object Model (POM)

Page Object Model (POM) is a design pattern, popularly used in test automation that creates Object Repository for web UI elements. The advantage of the model is that it reduces code duplication and improves test maintenance.

✓ Page Factory (PF):

Page Factory in Selenium is an inbuilt Page Object Model framework concept for Selenium WebDriver but it is very optimized. It is used for initialization of Page objects or to instantiate the Page object itself. It is also used to initialize Page class elements without using “FindElement/s.”

✓ TestNG Framework

- Integration and Execution of Test Suite using TestNG Framework
 - What is TestNg
 - Installing TestNg in Eclipse
 - TestNg Annotations
 - Understanding usage of annotations
 - Running a Test in TestNg
 - Batch Running of tests in TestNg
 - Skipping Tests
 - Parameterizing Tests – DataProvider
 - Assertions/Reporting Errors
 - TestNg Reports
 - Advantages over Junit

✓ ReportNG Framework

- ReportNG is a simple plug-in for the TestNG unit-testing framework to generate HTML reports as a replacement for the default TestNG HTML reports.
- Configuring ReportNG with TestNG for HTML Reports

✓ Selenium Grid – Cross Platform & Parallel Execution

- Cross Browser and Cross Platform Testing using Web Driver
 - What is Selenium-Grid?
 - How Selenium-Grid Works–With a Hub and Nodes
 - Configuring Selenium-Grid
 - Default Configuration
 - JSON Configuration File
 - Configuring Via the Command-Line Options
 - Node Configuration
 - Timing Parameters

✓ Robot Classs

This class is used to generate native system input events for the purposes of test automation, self-running demos, and other applications where control of the mouse and keyboard is needed. The primary purpose of Robot is to facilitate automated testing of Java platform implementations. Using the class to generate input events differs from posting events to the AWT event queue or AWT components in that the events are generated in the platform's native input queue. For example, `Robot.mouseMove` will actually move the mouse cursor instead of just generating mouse move events.

✓ Integration of Selenium with Jenkins

In Selenium Training, Croma Campus will include the latest implementation of automation concepts like: Integration of Jenkins and Selenium Automation testing. Jenkins is a powerful and highly configurable continuous integration tool (CI) tool that is commonly used on IT projects to manage builds and releases. Selenium is a powerful suite of tools that automates web browser testing. Our training will guide you through the steps required to get you started with Jenkins and Selenium from an automation tester's perspective. During our training we will cover the following aspects:

- Installation and setup of Jenkins & Selenium project on your laptop.
- Jenkins Overview.
- Jenkins Plugins.
- Jenkins Configuration for a Java-based Project.
- Integration of Selenium and Jenkins CI.
- Reporting and Validation in Jenkins.
- Continuous integration and continuous testing
- Test Execution.
- SVN, Junit, Source Control, Ant, Maven Java integration.

✓ Data Driven & Hybrid Test Automation Framework

Covers end to end steps followed while creating the framework:

- Test Data files
- TestCore class which loads Xls file, run selenium server through code and do other initialization
- Object.Properties file to store Xpaths
- Configuration Files
- Skipping Test Cases
- Screenshot Capturing
- Emailing Test Results

- Generating Reports
- Generating Application and Selenium logs
- Running framework automation through Maven

✔ Database Testing – Java DataBase Connectivity JDBC

- Installing MySQL Database
- Java.Sql Package|JDBC Drivers
- Connection Interface
- Statement and Prepared Statement Interfaces
- ResultSet Interface
- Firing Select, Insert, Update and Delete queries with database using Java JDBC
- Looping the ResultSet
- Using Annotations of Junit/TestNg to establish connection with database when Using Selenium

e-Learning through LMS

Learning Management System

Our LMS (LearnPitch) is for the administration, documentation, tracking, reporting, automation, and delivery of educational courses, training programs, or learning and development programs.

Our LMS has been designed to identify training and learning gaps, using analytical data and reporting to keep you up with the class activities.

Key Features Learning Management System



Live Sessions with Class recordings



Get study material with Assignments.



Track your curriculum covered.



Track your class wise attendance



Share your feedback for Trainer & Training



Get your Training Certificate from LMS



Training **Certification**

Earn Your **Certificate**

Your certificate and skills are vital to the extent of jump-starting your career and giving you a chance to compete in a global space.



Croma Campus! Reviews



"The most rewarding part of my experience has been achieving a prestigious certification in the subject that I love. Moreover, the training offered out by the specialists are of world-class and prepares out the students for corporate world. For me Croma Campus means a lot."

*"By The
Students
For The
Students,,*

Your Success Is **Our Story**



Bharat

“ I am fully satisfied with the excellent training services received by the expert staff at Croma Campus. I want to thank Croma Campus for providing me with the most innovative and affordable training services for learning all the software testing procedures and guidelines. ”



Ankit

“ It was a lifetime experience for me to get trained by IT Experts of Croma Campus. What I liked most about the training was the consistent high-quality education, which was friendly and co-active. The placement department was also proactive, they keep me updated regarding new job opportunities and provide the grooming session to crack the interview. At last, I would like to thank all faculty members of Croma Campus for their immense help and support. ”




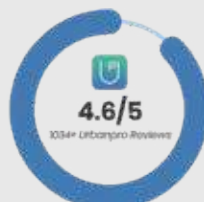

Nitesh

“ Without any second thought, I will give Croma Campus 10/10. Their placement department is highly proactive. I remember they started scheduling interviews for me from the very next day when I told them my course has been completed. These people are doing a phenomenal job and I highly recommend Croma Campus to everyone. ”



Shams Khan

“ Croma Campus is doing a phenomenal job in the IT training industry. The reason why I decided to join their training program was that they provide quality training at very a nominal price. Plus, the online training mode was also a factor due to which I decided to join the training program of Croma Campus as I didn't want to attend physical classes. ”



Meet Our Team



Sales Team

Our Sales team is highly passionate, emphatic, positive attitude, great listening skills, ability to deliver quick solutions, and they are multitasker too. Our team always remains up-to-date about all the latest technologies and market trends. With effective communication skills, they always work to deliver the right information to customers when it is needed.



Product Team

Our product team is highly functional and collaborative working together to achieve the common outcome of designing exceptional digital experiences. Each of our members is a contributor to help us achieve success in long-run. Sitting at the high-end of technology and innovation, team helps to deliver high-end customer experiences and always comes out with a big idea as a game-changing plan.



Marketing Team

Our Marketing team works as gladiators and helps us to achieve business success in all possible ways. They are included in almost everything either it is building a brand, creating brand awareness, promoting products or services, delivering trailblazing customer experiences or increasing engagement at public forums. They are the true backbone of the Company.



Content Team

Our content team is responsible for ideation, creation, optimization, and distribution of content throughout the company. The team always starts its work with a strategy, how to create high-quality contents, and how to promote or share the content. Our in-house content team help us to produce all types of contents either they are educational content pieces, marketing content, SEO content, or any other forms too.



Customer Access Team

This is the team that has actually been taken up us from reactive state to a pro-active state. The team utilizes high-valued solutions to satisfy customers in all possible ways. It is truly said that no company can succeed if your customers are not satisfied. And our customer success team is dedicatedly working to keep all the customers satisfied and we always consider our customer feedback on priority.



HR Team

Our HR team is committed to provide high-end solutions to employees as they require. Our HR team has the right skills and knowledge to make sure that the HR department can always be legally and strategically successful. They know how to keep employees motivated all the time with the best HR policies and fun activities too from time to time.



Glimpse Of Our Office

Look **Who We are**

Our office's infrastructure comprises all the necessary software and network resources that are required to deliver IT & Design, Human Resources, Digital Marketing, and training services.

We are well-equipped with bright designed work bays for employees and managers having separate cabins with spacious cafeteria and training classrooms.



About Croma Campus

“ Our Mission is to Build Nation through Education & Beyond Limitation. ”

Croma Campus Training & Development Private Limited is an education platform providing rigorous industry-relevant programs designed and delivered in collaboration with world-class faculty, industry & Infrastructure. In the past 12 years we have trained 18000+ candidates and out of which we are able to place 12000+ professionals in various industries successfully.

We Are
Affiliated
With Different
Partners



follow us on:



[cromacampus/facebook](https://www.facebook.com/cromacampus/)



[cromacampus/pinterest](https://www.pinterest.com/cromacampus/)



[cromacampus/instagram](https://www.instagram.com/cromacampus/)



[cromacampus/linkedin](https://www.linkedin.com/company/cromacampus/)



[cromacampus/twitter](https://twitter.com/cromacampus/)



[cromacampus/youtube](https://www.youtube.com/c/cromacampus/)

REACH US:

Croma Campus Training & Development (P) Ltd.

📍 G-21, Block G, Sector 3, Noida, Uttar Pradesh - 201301

☎ +91-9711-5269-42 | 📞 +91-0120-4155255

✉ helpdesk@cromacampus.com | 🌐 www.cromacampus.com