



Training Program

IOS App Development Training



1.2 Million
Learners



1-1 Personalized
Mentorship



60% Average
Salary Hike

About Program



Learning Format

Online / Offline



Trainer

Industry Professionals



Career Services

By Croma Campus

Our course content has been specifically designed to turn you into a skilled professional in this industry. As a part of your certification training, you will receive enough study material and recorded video sessions that will help you cover all the latest trends and features in this course. The training session will comprise important sections, features, advantages, and scope of the technology in the coming years. Moreover, our qualified trainers will help you imbibe all the required skills, and information in a much better manner to help you in you becoming an expert in this technology. Post the completion of your course, you will receive a training certificate recognized world-wide.

What Make Us **Tick**



Career-oriented Sessions

Attend 25+ career-oriented sessions by industry mentors and prepare your career trajectory



Mock Interview Preparation

Prepare with mock interviews including most asked questions by top employers



Dedicated Job Portal Access

Get exclusive access to 100s of job postings per month on Croma Campus Intellipaat's job portal



Profile Building

Craft a resume and LinkedIn profile and make an impression on top employers



1:1 Mentoring Sessions

Get 1:1 guidance at every step in your career transition to respective Technology



Guaranteed interviews

Get job interviews with 400+ hiring partners including promising startups and top MNCs

IOS Development **Training Curriculum**

✔ **Understanding Swift**

In this module, we will learn the basic building blocks of Swift technology. You will learn all basics principles of Swift Programming language like Loops, Conditions and Structures.

- Introduction to Swift
- Introduction to XCode IDE
- Structure of Swift program
- Compiling and building a Hello world
- Swift Playground
- Basic Syntax
- Variables and data types
- Structs and Classes

✔ **Getting Started with Swift**

In this module, we will take you through different collections types available in Swift. You will learn to create Classes and Enums along with Protocols & Generics. You will also learn newly introduces Tuples, Closures and Subscripts.

- Working with collections
- Protocols and Extensions
- Generics
- Tuple
- Functions
- Subscripts
- Closures
- Automatic Reference Counting

✔ **iOS Development Basics**

In this module, we will take you through XCode and iOS SDK Installation. You will learn to create basic iOS Application. You will also learn core pillars of iOS Application Development. We will learn to use iOS simulator to test iOS Applications.

- Installing XCode and iOS SDK
- Understanding XCode
- Creating a simple iOS app
- Project templates
- Introduction to pillars of iOS app development-Tools-XCode
- iOS Simulator

- Instruments
- Language- Swift
- Design patterns
- Frameworks
- Design-Correct UI
- Apple HIG
- Testing
- Provisioning
- Signing
- Submitting
- Using iOS Simulator
- MVC pattern in iOS app development

✔ **Storyboard Controllers and Layouts**

In this module, we will take you through iOS Application Lifecycle. You will learn different View Controllers available in iOS SDK to create different types of Applications. This module will enable you to debug any iOS application to analyze in-depth functionality. You will learn Auto Layouts to create Applications for different screen sizes. We will also teach you to effectively use iOS Storyboards to create multiple page iOS applications.

- Lifecycle of iOS Application
- Understanding Delegation
- iOS View Controllers
- Creating UI
- Introduction to Layout and Views
- Designing responsive interfaces with Auto layout
- Create a sample UI
- Walkthrough of controllers
- Debugging iOS application

✔ **TableView, CollectionView & Various View Controllers**

This module will concentrate on TableViews & CollectionView which are considered to be heavily used views in any iOS Application. You will learn how to create TableView & CollectionViews and perform various operations on it.

- Introduction to Table View
- Creating a basic table view and data source
- Loading data into TableView

- Reusing table view cells
- Customizing table views
- UI CollectionView
- UI Refresh Control
- Introduction to multiple-view applications
- Using navigation controller
- Introduction to a master-detail application
- Creating a tab-bar-driven application
- UI PageViewController

✔ **Universal App, Size Classes & Camera**

In this module, you will learn to create applications which work both on iPhone & iPad. You will learn to use Size Classes to support multiple screens. This module will also teach you to capture images from Camera or Gallery.

- UI Split View Controller
- Master-detail application
- Using Size Classes for Adaptive Layout
- Using Camera & Gallery to Capture Images

✔ **Animation, Location, Maps & Social Sharing**

In this module, you will learn about iOS Animation framework while working on Core Animation, UI Kit Dynamics. You will also learn to use Facebook Pop Animation framework. You will also learn to capture device location and displaying locations on Map. Last but not the least this module will also teach you to share contents right from your iOS Application using UI Activity View Controller.

- Animations - Core Animation
- UIKit Dynamics
- Facebook Pop Animation
- Working with Maps- MKMapItem and MKPlacemark
- CLLocationManager
- MKMapView
- UI Activity View Controller to perform Social Sharing

✔ **JSON Handling, Network Operation & Image Caching**

Learning Objectives: In this module, you will learn to create iOS Applications which can perform network operations using popular Alamofire open source library. You will also learn to handle JSON Data using SwiftJSON Library & Image caching using HanekeSwift.

- Networking with Alamofire
- SwiftyJSON & HanekeSwift
- Introduction to networking in iOS application
- Adding/Managing frameworks using Carthage
- JSON Handling using SwiftJSON
- Performing Networking using Alamofire
- Downloading & Caching images using HanekeSwift

✔ **Data Persistence and Storage**

This module will enable you to work with Core Data database framework. You will perform various CRUD operations on Data. You will also learn to use different storage options available in iOS SDK.

- iOS data persistence
- Using NS User Defaults to store and read information
- Property Lists-Working with Core data
- Introduction to Core Data
- Creating models with entities
- Saving models
- Fetching model
- Edit and remove models
- Sample application implementing Core data

✔ **CloudKit, Parse and Submitting Apps to App Store**

This module concentrates on teaching you CloudKit and Parse to save and retrieve data to/from Cloud. We will also take you through all the steps involved in submitting an application to Apple App Store.

- Implementing CloudKit Storage
- Interact with Parse backend
- Localizing Application
- Submitting an App to Apple App Store

✔ **Placement Guide**

This module concentrates on improving your soft skills, once you have acquired all technical skills related to the IOS. It will include mock interview drives, interview tips, certification roadmap, etc.

- What is an Interview?
- Tips to clear an Interview
- Common Interview questions and answers

- IOS Development Interview Questions and Answers
- Resume Building Guide
- Career roadmap and certifications
- Attempt for related Global Certification Exam, if any
- Start applying for Jobs

e-Learning through LMS

Learning Management System

Our LMS (LearnPitch) is for the administration, documentation, tracking, reporting, automation, and delivery of educational courses, training programs, or learning and development programs.

Our LMS has been designed to identify training and learning gaps, using analytical data and reporting to keep you up with the class activities.

Key Features Learning Management System



Live Sessions with Class recordings



Get study material with Assignments.



Track your curriculum covered.



Track your class wise attendance



Share your feedback for Trainer & Training



Get your Training Certificate from LMS



Training Certification

Earn Your Certificate

Your certificate and skills are vital to the extent of jump-starting your career and giving you a chance to compete in a global space.



Croma Campus! Reviews



“The most rewarding part of my experience has been achieving a prestigious certification in the subject that I love. Moreover, the training offered out by the specialists are of world-class and prepares out the students for corporate world. For me Croma Campus means a lot.”

“*By The Students For The Students,*”

Your Success Is **Our Story**



Bharat

“ I am fully satisfied with the excellent training services received by the expert staff at Croma Campus. I want to thank Croma Campus for providing me with the most innovative and affordable training services for learning all the software testing procedures and guidelines. ”




Ankit

“ It was a lifetime experience for me to get trained by IT Experts of Croma Campus. What I liked most about the training was the consistent high-quality education, which was friendly and co-active. The placement department was also proactive, they keep me updated regarding new job opportunities and provide the grooming session to crack the interview. At last, I would like to thank all faculty members of Croma Campus for their immense help and support. ”




Nitesh

“ Without any second thought, I will give Croma Campus 10/10. Their placement department is highly proactive. I remember they started scheduling interviews for me from the very next day when I told them my course has been completed. These people are doing a phenomenal job and I highly recommend Croma Campus to everyone. ”



Shams Khan

“ Croma Campus is doing a phenomenal job in the IT training industry. The reason why I decided to join their training program was that they provide quality training at very a nominal price. Plus, the online training mode was also a factor due to which I decided to join the training program of Croma Campus as I didn't want to attend physical classes. ”



Meet Our Team



Sales Team

Our Sales team is highly passionate, emphatic, positive attitude, great listening skills, ability to deliver quick solutions, and they are multitasker too. Our team always remains up-to-date about all the latest technologies and market trends. With effective communication skills, they always work to deliver the right information to customers when it is needed.

Product Team

Our product team is highly functional and collaborative working together to achieve the common outcome of designing exceptional digital experiences. Each of our members is a contributor to help us achieve success in long-run. Sitting at the high-end of technology and innovation, team helps to deliver high-end customer experiences and always comes out with a big idea as a game-changing plan.



Marketing Team

Our Marketing team works as gladiators and helps us to achieve business success in all possible ways. They are included in almost everything either it is building a brand, creating brand awareness, promoting products or services, delivering trailblazing customer experiences or increasing engagement at public forums. They are the true backbone of the Company.

Content Team

Our content team is responsible for ideation, creation, optimization, and distribution of content throughout the company. The team always starts its work with a strategy, how to create high-quality contents, and how to promote or share the content. Our in-house content team help us to produce all types of contents either they are educational content pieces, marketing content, SEO content, or any other forms too.



Customer Access Team

This is the team that has actually been taken up us from reactive state to a pro-active state. The team utilizes high-valued solutions to satisfy customers in all possible ways. It is truly said that no company can succeed if your customers are not satisfied. And our customer success team is dedicatedly working to keep all the customers satisfied and we always consider our customer feedback on priority.

HR Team

Our HR team is committed to provide high-end solutions to employees as they require. Our HR team has the right skills and knowledge to make sure that the HR department can always be legally and strategically successful. They know how to keep employees motivated all the time with the best HR policies and fun activities too from time to time.




Glimpse Of Our Office

Look **Who We are**

Our office's infrastructure comprises all the necessary software and network resources that are required to deliver IT & Design, Human Resources, Digital Marketing, and training services.

We are well-equipped with bright designed work bays for employees and managers having separate cabins with spacious cafeteria and training classrooms.



About Cromacampus

“ Our Mission is to Build Nation through Education & Beyond Limitation. ”

Croma Campus Training & Development Private Limited is an education platform providing rigorous industry-relevant programs designed and delivered in collaboration with world-class faculty, industry & Infrastructure. In the past 12 years we have trained 18000+ candidates and out of which we are able to place 12000+ professionals in various industries successfully.

We Are Affiliated With Different Partners



follow us on:



[cromacampus/facebook](https://www.facebook.com/cromacampus/)



[cromacampus/pinterest](https://www.pinterest.com/cromacampus/)



[cromacampus/instagram](https://www.instagram.com/cromacampus/)



[cromacampus/linkedin](https://www.linkedin.com/company/cromacampus/)



[cromacampus/twitter](https://twitter.com/cromacampus/)



[cromacampus/youtube](https://www.youtube.com/c/cromacampus/)

REACH US:

Croma Campus Training & Development (P) Ltd.

📍 G-21, Block G, Sector 3, Noida, Uttar Pradesh - 201301

☎️ +91-9711-5269-42 | 📞 +91-0120-4155255

✉️ helpdesk@cromacampus.com | 🌐 www.cromacampus.com