



## Training Program

# Microsoft .Net Advance Framework Training



**1.2 Million**  
Learners



**1-1 Personalized**  
Mentorship



**60% Average**  
Salary Hike

# About Program



## Learning Format

Online / Offline



## Trainer

Industry Professionals



## Career Services

By Croma Campus

Our course content has been specifically designed to turn you into a skilled professional in this industry. As a part of your certification training, you will receive enough study material and recorded video sessions that will help you cover all the latest trends and features in this course. The training session will comprise important sections, features, advantages, and scope of the technology in the coming years. Moreover, our qualified trainers will help you imbibe all the required skills, and information in a much better manner to help you in you becoming an expert in this technology. Post the completion of your course, you will receive a training certificate recognized world-wide.

## What Make Us **Tick**



### Career-oriented Sessions

Attend 25+ career-oriented sessions by industry mentors and prepare your career trajectory



### Mock Interview Preparation

Prepare with mock interviews including most asked questions by top employers



### Dedicated Job Portal Access

Get exclusive access to 100s of job postings per month on Croma Campus Intellipaat's job portal



### Profile Building

Craft a resume and LinkedIn profile and make an impression on top employers



### 1:1 Mentoring Sessions

Get 1:1 guidance at every step in your career transition to respective Technology



### Guaranteed interviews

Get job interviews with 400+ hiring partners including promising startups and top MNCs

# .NET Framework Advanced Training Curriculum

## ✓ ASP.NET and MVC

- MVC Techniques
  - Controller Techniques
  - Defining Filters
  - Implementing Compression
  - Model Binding Techniques
- Client and Server Platform Features
  - Caching
  - Globalization and Localization
  - Html5 Semantic Tags
  - Html5 Accessibility
  - Search Engine Optimization
- Error Handling, Logging and Monitoring
  - Getting Started with Code Contracts
  - Using Code Contracts
  - Handling Errors
  - Implementing Logging and Monitoring
- Dependency Injection
  - Di Concepts
  - Di Techniques in ASP.Net MVC 6
  - Design and Architecture Considerations
- Test Driven Development with ASP.Net MVC
  - Recap of Tdd
  - Introduction to Xunit.Net
  - Walk-Through of Using Tdd With ASP.Net MVC 6
- Web Sockets
  - Understanding Web Sockets
  - Defining A Web Sockets Server
  - Defining A Web Sockets Client
  - Using Signal R
- Implementing Middleware Components
  - Overview of The Http Pipeline
  - Overview of Owin
  - Implementing Owin Middleware Components

- Designing and Implementing Security
  - Overview of Authentication
  - Implementing Windows Authentication
  - Implementing Forms Authentication
  - Implementing Auth Authentication
- Additional Security Techniques
  - Implementing Claims-Based Authentication
  - Managing Data Integrity
  - Implementing A Secure Site
- Windows Azure Development
  - Windows Azure Concepts
  - Windows Azure Architecture and Components
  - Creating a Cloud Service Application
  - Running a Cloud Service Application
- Deploying Services to Azure
  - Web Deploy Using Visual Studio
  - Web Deployment Packages
  - Command-Line Tools for Web Deploy
  - Deploying to Windows Azure
- Learning Objective
  - Practice TDD with Xunit.Net & Asp.Net MVC
  - nsAdvanced Controller and View Techniques
  - MVC Dependency Injection
  - Implementing Own Middleware Components
  - Creating Full-Duplex Web Sockets Solutions
  - MVC 6 Security
  - Developing and Deploying Azure Solutio

## **Advanced C#**

- Harnessing C# Language Features
  - Language shortcuts
  - Applying auto-implemented and lambda generated properties
  - Benefiting from dynamic and implied-type declaration
  - Streamlining program logic

- Instantiating entity objects
- Simplifying construction with object initializers
- Employing Extension Methods for Middle-Tier Data Manipulation
  - Filtering and ordering data with lambda expressions
  - Passing lambda expressions to methods (behavior vs. data)
  - Calling Count, Reverse, Union, Except and other extension methods
  - Applying extended features
  - Making code more flexible with delegates
  - Parameterizing delegates and lambda expressions
  - Streamlining code with Function <T, R> generic delegates
- Leveraging LINQ Query Keywords
  - Syntax and semantics
  - Coding LINQ queries
  - Filtering with from, where, order by and group
  - Performing inner and outer joins
  - Iterating collections
  - Interfacing between C# and LINQ using IEnumerable <T> and IQueryable <T>
  - Issuing queries on entity and spatial types
- Attaching to Databases via the Entity Framework
  - Connecting to and reading from a database
  - Inheriting Core Db Context objects
  - Correlating entity classes and data tables
  - Executing stored procedures and table-valued functions
  - Object Relational Mapping
  - Employing code-first and database first mapping to generate entity classes
  - Optimizing complex mapping including many to many and database inheritance
  - Updating a database
  - Inserting, updating and deleting data when Core is integrated with .NET Framework
  - Error handling and exceptions
  - Committing and rolling back transactions

## ✔ WCF [Windows Communication Foundation]

- Introduction to Windows Communication Foundation (WCF)
  - Introduction to Course Outline
  - Evolution of WCF
  - What is WCF?
  - Overview of Different Types of Contracts in WCF
  - Introduction to SOA
  - Steps Involved in Developing, Hosting and Consuming a WCF Service
- Developing a Simple WCF Service
  - Creating a WCF Service Application
  - Creating a WinForms Client for our WCF Service
  - Overview of App.Config File
- Developing and Hosting a WCF Service onto IIS
  - Creating a Simple WCF Service Library
  - Performing Web Hosting of our WCF Service
  - Developing a Winforms Client for our WCF Service
- Learn How to Self-Host a WCF Service
  - Developing a WCF Service Library and Self Host Application
  - Developing a Winforms Client for our WCF Service
  - Testing the Winforms Client
- Learn How to Self-Host Multiple WCF Services
  - Developing Multiple WCF Libraries and a Single Self Host Application
  - Developing and Testing a Winforms Client for our multiple WCF Services
- Learn How to Self-Host a WCF Service Using Config Files
  - Developing a WCF Service Library
  - Working with App.Config
  - Working with Configuration Editor
  - Developing a Winforms Client for our WCF Service using a Configuration File
- Learn How to Host a WCF Service Using Windows Services
  - Developing a WCF Service Library
  - Developing a Windows Service to Host Our WCF Service
  - Developing a Winforms Client for our WCF Service

- Learn How to Self -Host a WCF Service Using a Service Reference
  - Developing a WCF Service Library
  - Developing a Self-Host Application using a Service Reference
  - Developing a Winforms Client for our WCF Service
- Learn How to Host a WCF Service Using WAS
  - Developing a WCF Service Library
  - Install Required Roles and Features using Server Manager
  - Develop a Web Host Service on IIS
  - Working with AppCmd to Enable NetTcp Binding
  - Developing a Winforms Client for our WCF Service
- Learning Message Exchange Patterns in WCF
  - Developing a WCF Service Library
  - Implement One Way Methods in a WCF Service and Test
  - Implement Duplex Methods in a WCF Service and Test - Part I
  - Implement Duplex Methods in a WCF Service and Test - Part II
- Learn How to Implement Exception Handling for WCF Services
  - Throwing .NET CLR Errors from a WCF Service Method
  - Throwing .NET CLR Errors from a WCF Service IsOneWay Method
  - Throwing Fault Exceptions from a WCF Service
  - Throwing Strongly Typed Fault Exceptions
- Learn How to Implement Session Management in WCF Services
  - Developing a WCF Service Library
  - Working with PerSession InstanceContextMode
  - Working with PerCall InstanceContextMode
  - Working with Single InstanceContextModes
- Learn How to Implement Transactions in WCF Services
  - Developing a WCF Service Library with Transaction Support
  - Developing a Web Host Application
  - Developing a Winforms Client to Test out Transaction Support
- Learn to Implement Session Management and Transactions together in WCF Services
  - Developing a WCF Service Library with Sessions and Transactions Support

- Developing a Winforms Client for WCF Service to test Sessions and Transactions
- Learn to Implement Session Concurrency in WCF Service
  - Developing a WCF Service Library with Session Concurrency Support
  - Developing a Host Application
  - Developing a Winforms Client to test Session Concurrency Effect

## ✓ WPF [Windows Presentation Foundation Using C#]

- Introduction to WPF (Windows Presentation Foundation Using C#)
  - Why WPF?
  - What Is WPF?
  - .NET Framework 4.0 (WinFX)
  - WPF Overview
  - Application and Window
  - A Simple WPF Application
  - Using Visual Studio
  - Brushes
  - Panels
- XAML
  - Role of XAML
  - Elements and Attributes
  - Namespaces
  - Property Elements
  - Type Converters
  - Content Property
  - Collections
  - XAML and Procedural Code
- WPF Controls
  - Button | Label | Text Box
  - ToolTip | Radio Button | Checkbox
  - List Box | Combo Box
- Layout
  - Sizing | Positioning | Transforms
  - Canvas | Drawing Shapes
  - Stack Panel | Wrap Panel | Dock Panel



- Grid | Scrolling | Scaling
- Dialogs
  - Message Boxes
  - Win32 Common Dialogs
  - Custom Modal Dialogs
  - Custom Modeless Dialogs
- Menus and Commands
  - Menus | Context Menus
  - Icons on Menu Items
  - Commands
  - Keyboard Shortcuts
  - Disabling Menu Items | Checking Menu Items
- Toolbars and Status Bars
  - Toolbars | Toolbars and Commands
  - Status Bars
- Dependency Properties and Routed Events
  - Dependency Properties
  - Change Notification
  - Property Value Inheritance
  - Support for Multiple Providers
  - Routed Events
  - Routing Strategies
- Resources
  - Resources in WPF
  - Binary Resources
  - Logical Resources
  - Static versus Dynamic Resources
- Styles, Templates, Skins and Themes
  - Styles | Style Sharing
  - Triggers
  - Templates
  - Templated Parent's Properties
  - Skins | Themes

- Data Binding
  - Binding Sources
  - Sharing Sources with Data Context
  - Data Templates
  - Value Converters
  - Collection Views | Data Providers
- Validation Rules
- WPF Training Course Objective
  - Understand the WPF architecture and advantages
  - Become proficient with the use of XAML
  - Layout and containers in WPF
  - Achieve reuse and maintainability with resources, styles, and templates
  - Build compelling user experiences with custom drawing and animations
  - Learn how to properly apply the MVVM design pattern via applications of increasing complexity
  - Introduction to Windows 8 Applications

## Placement Guide

- What is an Interview?
- Tips to clear an Interview
- Common Interview questions and answers
- .NET Advanced Interview Questions and Answers
- Resume Building Guide
- Career roadmap and certifications
- Attempt for related Global Certification Exam, if any
- Start applying for Jobs

# e-Learning through LMS

## Learning Management System

Our LMS (LearnPitch) is for the administration, documentation, tracking, reporting, automation, and delivery of educational courses, training programs, or learning and development programs.

Our LMS has been designed to identify training and learning gaps, using analytical data and reporting to keep you up with the class activities.

## Key Features Learning Management System



Live Sessions with Class recordings



Get study material with Assignments.



Track your curriculum covered.



Track your class wise attendance



Share your feedback for Trainer & Training



Get your Training Certificate from LMS



# Training **Certification**

## Earn Your **Certificate**

Your certificate and skills are vital to the extent of jump-starting your career and giving you a chance to compete in a global space.



# Croma Campus! Reviews



"The most rewarding part of my experience has been achieving a prestigious certification in the subject that I love. Moreover, the training offered out by the specialists are of world-class and prepares out the students for corporate world. For me Croma Campus means a lot."

*"By The  
Students  
For The  
Students,,*

## Your Success Is **Our Story**



**Bharat**

“ I am fully satisfied with the excellent training services received by the expert staff at Croma Campus. I want to thank Croma Campus for providing me with the most innovative and affordable training services for learning all the software testing procedures and guidelines. ”



**Ankit**

“ It was a lifetime experience for me to get trained by IT Experts of Croma Campus. What I liked most about the training was the consistent high-quality education, which was friendly and co-active. The placement department was also proactive, they keep me updated regarding new job opportunities and provide the grooming session to crack the interview. At last, I would like to thank all faculty members of Croma Campus for their immense help and support. ”




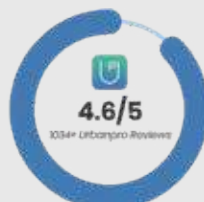

**Nitesh**

“ Without any second thought, I will give Croma Campus 10/10. Their placement department is highly proactive. I remember they started scheduling interviews for me from the very next day when I told them my course has been completed. These people are doing a phenomenal job and I highly recommend Croma Campus to everyone. ”



**Shams Khan**

“ Croma Campus is doing a phenomenal job in the IT training industry. The reason why I decided to join their training program was that they provide quality training at very a nominal price. Plus, the online training mode was also a factor due to which I decided to join the training program of Croma Campus as I didn't want to attend physical classes. ”





# Meet Our Team



## Sales Team

Our Sales team is highly passionate, emphatic, positive attitude, great listening skills, ability to deliver quick solutions, and they are multitasker too. Our team always remains up-to-date about all the latest technologies and market trends. With effective communication skills, they always work to deliver the right information to customers when it is needed.



## Product Team

Our product team is highly functional and collaborative working together to achieve the common outcome of designing exceptional digital experiences. Each of our members is a contributor to help us achieve success in long-run. Sitting at the high-end of technology and innovation, team helps to deliver high-end customer experiences and always comes out with a big idea as a game-changing plan.



## Marketing Team

Our Marketing team works as gladiators and helps us to achieve business success in all possible ways. They are included in almost everything either it is building a brand, creating brand awareness, promoting products or services, delivering trailblazing customer experiences or increasing engagement at public forums. They are the true backbone of the Company.



## Content Team

Our content team is responsible for ideation, creation, optimization, and distribution of content throughout the company. The team always starts its work with a strategy, how to create high-quality contents, and how to promote or share the content. Our in-house content team help us to produce all types of contents either they are educational content pieces, marketing content, SEO content, or any other forms too.



## Customer Access Team

This is the team that has actually been taken up us from reactive state to a pro-active state. The team utilizes high-valued solutions to satisfy customers in all possible ways. It is truly said that no company can succeed if your customers are not satisfied. And our customer success team is dedicatedly working to keep all the customers satisfied and we always consider our customer feedback on priority.



## HR Team

Our HR team is committed to provide high-end solutions to employees as they require. Our HR team has the right skills and knowledge to make sure that the HR department can always be legally and strategically successful. They know how to keep employees motivated all the time with the best HR policies and fun activities too from time to time.



# Glimpse Of Our Office

## Look Who We are

Our office's infrastructure comprises all the necessary software and network resources that are required to deliver IT & Design, Human Resources, Digital Marketing, and training services.

We are well-equipped with bright designed work bays for employees and managers having separate cabins with spacious cafeteria and training classrooms.





# About Croma Campus

“ Our Mission is to Build Nation through Education & Beyond Limitation. ”

Croma Campus Training & Development Private Limited is an education platform providing rigorous industry-relevant programs designed and delivered in collaboration with world-class faculty, industry & Infrastructure. In the past 12 years we have trained 18000+ candidates and out of which we are able to place 12000+ professionals in various industries successfully.

We Are  
Affiliated  
With Different  
Partners



follow us on:



[cromacampus/facebook](https://www.facebook.com/cromacampus/)



[cromacampus/pinterest](https://www.pinterest.com/cromacampus/)



[cromacampus/instagram](https://www.instagram.com/cromacampus/)



[cromacampus/linkedin](https://www.linkedin.com/company/cromacampus/)



[cromacampus/twitter](https://twitter.com/cromacampus/)



[cromacampus/youtube](https://www.youtube.com/c/cromacampus/)

**REACH US:**

**Croma Campus Training & Development (P) Ltd.**

📍 G-21, Block G, Sector 3, Noida, Uttar Pradesh - 201301

☎ +91-9711-5269-42 | 📞 +91-0120-4155255

✉ [helpdesk@cromacampus.com](mailto:helpdesk@cromacampus.com) | 🌐 [www.cromacampus.com](http://www.cromacampus.com)



#1 Asia's Learning  
Training Institute