



## Training Program

# Android App Development Training with Java



**1.2 Million**  
Learners



**1-1 Personalized**  
Mentorship



**60% Average**  
Salary Hike

# About Program



## Learning Format

Online / Offline



## Trainer

Industry Professionals



## Career Services

By Croma Campus

Our course content has been specifically designed to turn you into a skilled professional in this industry. As a part of your certification training, you will receive enough study material and recorded video sessions that will help you cover all the latest trends and features in this course. The training session will comprise important sections, features, advantages, and scope of the technology in the coming years. Moreover, our qualified trainers will help you imbibe all the required skills, and information in a much better manner to help you in you becoming an expert in this technology. Post the completion of your course, you will receive a training certificate recognized world-wide.

## What Make Us Tick



### Career-oriented Sessions

Attend 25+ career-oriented sessions by industry mentors and prepare your career trajectory



### Mock Interview Preparation

Prepare with mock interviews including most asked questions by top employers



### Dedicated Job Portal Access

Get exclusive access to 100s of job postings per month on Croma Campus Intellipaat's job portal



### Profile Building

Craft a resume and LinkedIn profile and make an impression on top employers



### 1:1 Mentoring Sessions

Get 1:1 guidance at every step in your career transition to respective Technology



### Guaranteed interviews

Get job interviews with 400+ hiring partners including promising startups and top MNCs

# Android with Java **Training Curriculum**

## ✓ **Install & Setup Software for Android App Development**

- Introduction to Java
  - History of Java
  - Why do you need Java?
  - Java with Android significance
  - Android with Java Course Objectives
  - Java Applications and features
  - Java Installation Guide
- For Windows
  - Install JDK on Windows
  - Install IntelliJ on Windows
  - Install Android Studio on Windows
- For MAC OS
  - Install JDK on MAC OS
  - Install IntelliJ on MAC OS
  - Install Android Studio on MAC OS
  - Troubleshooting Tips

## ✓ **Java Fundamentals**

- Learn About Java Language
- Java Compilation Process
- Introduction to Variables
- Integers and Concatenation
- Variables – Floats, Chars, Doubles and Shorts
- Variables – Booleans
- Java Basic Operations
- Relational Operators and If Statements
- Java Compilation Process
- Logical Operators and If Statements
- For and While Loops
- Introduction to Methods and Parameters
- Introduction to Methods and Return Types in Java

## ✓ **Java Advanced**

- Introduction to Classes and Objects
- Create a class in Java

- Java Access Control
- Instance or Member Variables
- Java Access Modifiers
- Introduction to Constructors
- Overloading Constructors
- Inheritance in Java
- Java Polymorphism
- The Java Class Library
- Interfaces in Java
- Data Structures in Java
- Using Arrays
- Array List and HashMap in Java

## ✓ Android Studio IDE

- Android Studio IDE Overview
- Install Android Studio
- Run Android Studio
- Android File Structure
- XML Files – Android User Interface & Constraint Layout
- Android Studio – User Interface & XML Properties
- The R.java File
- String.xml
- The Manifest.xml File

## ✓ Designing App Visuals

- Text Views & Buttons
- Meters to Inches
- Random Colors in App
- Radio Buttons
- Seek bar
- Toggle Buttons
- Checkbox
- Alert Dialogs

## ✓ Debugging in Java

- What is Debugging?
- Debugging Syntax Errors
- Breakpoints and Logging

- Log Class
- Context in Android and Toast Class

## ✓ Activities and Navigations

- What is an Activity?
- Activity Life Cycle
- Navigations Overview
- Navigating Among Activities
- Navigate to a Different Activity
- Passing Data Between Activities
- Passing Data Back to First Activity
- Switching Activities
- Putting Extra
- Using Shared Preference
- List Activities with Custom Layouts
- List Activities with Custom Adapters
- Displaying multiple items in a List View

## ✓ Recycler Views and Android Layouts

- Introduction to Recycler Views
- Create your first Recycler View
- Add Event Listener to Each Row
- Tap Show and Show Another Activity
- Deeper look at Android XML Layouts
- Linear Layout
- Relative Layout
- Table Layout
- Scroll View
- List View
- Android Styles Layouts
- Android Themes

## ✓ Android Media Player

- Frame Animations
- Fading Animation
- Android Media Player Introduction
- Playing Audio with the Media Player
- More Audio Options
- Playing Video with the Media Player

## ✓ **Storage in Android/HTTP Requests**

- Storage in Android
- Internal Storage
- External Storage
- Web Communication and Storage
- Read/Write Text file
- Database Introduction
- SQLite in Android
- Introduction to HTTP Requests
- Networking Concepts
- Android Library
- Volley – JSON Array Request
- Volley – String Request
- Volley – JSON Object Request

## ✓ **Firebase and Google Maps**

- Introduction to Cloud-based Services
- Login and Authorize
- Sign-in with Email
- Create Accounts
- Introduction to Google Maps
- What is Location-based apps?
- Add multiple markets to map
- Getting Current Locations
- Update Locations
- Introduction to Geo encoding
- How to get addresses?
- What is Parsing?
- How to use parsing in android apps?

## ✓ **Create your first Android App**

- Create Hello World App
  - The Hello World Application
  - Working with the Emulator
  - Strings and Drawable
  - Introduce the Manifest
  - Understand the Activity Lifecycle

- Creating Listeners
  - Listeners Using an inner class
  - Listeners Using an interface
  - Listeners by Variable Name
  - Long Clicks
  - Keyboard Listeners
  - Understand Containers
  - List View
  - Work on Layouts
- Android Widgets
  - Custom Buttons
  - Toggle Buttons
  - Checkboxes and Radio Buttons
  - Spinners
  - Autocomplete Text Box
  - Map View
  - Web Views
  - Time and Date Pickers
- Integrating Web Services
  - Text Based Web Services
  - Sending data to a Web Services
  - Integrating a JSON based web service
- Creating Home Screen Widgets
  - Creating the Widget Background
  - Placing and Updating the Widget
  - Events on the Widget
- Drawing and Animation
  - The Android Drawing API
  - Animation with XML
  - Programmatic Animation
- Geolocation
  - Determining Location
  - Integrating Google Maps

- Camera Hardware
  - Taking Pictures and Saving in the Album
  - Recording Video Content

## ✓ Upload/Publish Apps to Google Play

- How to create a Google Developer Account?
- Create Icons
- Application Metadata
- Take Screenshots of your App
- Packaging your App
- Versioning your Apps

## ✓ Placement Guide

- Tips to clear an Interview
- Common Interview questions and answers
- Android Interview Questions and Answers
- Resume Building Guide
- Attempt for Java Global Certification Exam
- Start applying for Jobs



# e-Learning through LMS

## Learning Management System

Our LMS (LearnPitch) is for the administration, documentation, tracking, reporting, automation, and delivery of educational courses, training programs, or learning and development programs.

Our LMS has been designed to identify training and learning gaps, using analytical data and reporting to keep you up with the class activities.

## Key Features Learning Management System



Live Sessions with Class recordings



Get study material with Assignments.



Track your curriculum covered.



Track your class wise attendance



Share your feedback for Trainer & Training



Get your Training Certificate from LMS



# Training **Certification**

## Earn Your **Certificate**

Your certificate and skills are vital to the extent of jump-starting your career and giving you a chance to compete in a global space.



# Croma Campus! Reviews



"The most rewarding part of my experience has been achieving a prestigious certification in the subject that I love. Moreover, the training offered out by the specialists are of world-class and prepares out the students for corporate world. For me Croma Campus means a lot."

*"By The  
Students  
For The  
Students,,*

## Your Success Is **Our Story**



**Bharat**

"I am fully satisfied with the excellent training services received by the expert staff at Croma Campus. I want to thank Croma Campus for providing me with the most innovative and affordable training services for learning all the software testing procedures and guidelines. "



**Ankit**

"It was a lifetime experience for me to get trained by IT Experts of Croma Campus. What I liked most about the training was the consistent high-quality education, which was friendly and co-active. The placement department was also proactive, they keep me updated regarding new job opportunities and provide the grooming session to crack the interview. At last, I would like to thank all faculty members of Croma Campus for their immense help and support. "




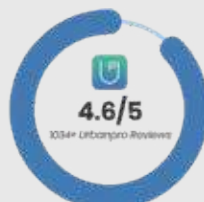

**Nitesh**

"Without any second thought, I will give Croma Campus 10/10. Their placement department is highly proactive. I remember they started scheduling interviews for me from the very next day when I told them my course has been completed. These people are doing a phenomenal job and I highly recommend Croma Campus to everyone. "



**Shams Khan**

"Croma Campus is doing a phenomenal job in the IT training industry. The reason why I decided to join their training program was that they provide quality training at very a nominal price. Plus, the online training mode was also a factor due to which I decided to join the training program of Croma Campus as I didn't want to attend physical classes. "



# Meet Our Team



## Sales Team

Our Sales team is highly passionate, emphatic, positive attitude, great listening skills, ability to deliver quick solutions, and they are multitasker too. Our team always remains up-to-date about all the latest technologies and market trends. With effective communication skills, they always work to deliver the right information to customers when it is needed.



## Product Team

Our product team is highly functional and collaborative working together to achieve the common outcome of designing exceptional digital experiences. Each of our members is a contributor to help us achieve success in long-run. Sitting at the high-end of technology and innovation, team helps to deliver high-end customer experiences and always comes out with a big idea as a game-changing plan.



## Marketing Team

Our Marketing team works as gladiators and helps us to achieve business success in all possible ways. They are included in almost everything either it is building a brand, creating brand awareness, promoting products or services, delivering trailblazing customer experiences or increasing engagement at public forums. They are the true backbone of the Company.



## Content Team

Our content team is responsible for ideation, creation, optimization, and distribution of content throughout the company. The team always starts its work with a strategy, how to create high-quality contents, and how to promote or share the content. Our in-house content team help us to produce all types of contents either they are educational content pieces, marketing content, SEO content, or any other forms too.



## Customer Access Team

This is the team that has actually been taken up us from reactive state to a pro-active state. The team utilizes high-valued solutions to satisfy customers in all possible ways. It is truly said that no company can succeed if your customers are not satisfied. And our customer success team is dedicatedly working to keep all the customers satisfied and we always consider our customer feedback on priority.



## HR Team

Our HR team is committed to provide high-end solutions to employees as they require. Our HR team has the right skills and knowledge to make sure that the HR department can always be legally and strategically successful. They know how to keep employees motivated all the time with the best HR policies and fun activities too from time to time.






# Glimpse Of Our Office

## Look Who We are

Our office's infrastructure comprises all the necessary software and network resources that are required to deliver IT & Design, Human Resources, Digital Marketing, and training services.

We are well-equipped with bright designed work bays for employees and managers having separate cabins with spacious cafeteria and training classrooms.



# About Croma Campus

“ Our Mission is to Build Nation through Education & Beyond Limitation. ”

Croma Campus Training & Development Private Limited is an education platform providing rigorous industry-relevant programs designed and delivered in collaboration with world-class faculty, industry & Infrastructure. In the past 12 years we have trained 18000+ candidates and out of which we are able to place 12000+ professionals in various industries successfully.

We Are  
Affiliated  
With Different  
Partners



follow us on:



[cromacampus/facebook](https://www.facebook.com/cromacampus/)



[cromacampus/pinterest](https://www.pinterest.com/cromacampus/)



[cromacampus/instagram](https://www.instagram.com/cromacampus/)



[cromacampus/linkedin](https://www.linkedin.com/company/cromacampus/)



[cromacampus/twitter](https://twitter.com/cromacampus/)



[cromacampus/youtube](https://www.youtube.com/c/cromacampus/)

**REACH US:**

**Croma Campus Training & Development (P) Ltd.**

📍 G-21, Block G, Sector 3, Noida, Uttar Pradesh - 201301

☎ +91-9711-5269-42 | 📞 +91-0120-4155255

✉ [helpdesk@cromacampus.com](mailto:helpdesk@cromacampus.com) | 🌐 [www.cromacampus.com](http://www.cromacampus.com)